

# CC

## Aspiratori assiali intubati Duct axial fan



ErP 2009/125/CE



UE 327/2011

Conformi alla Direttiva ErP e al  
Regolamento UE 327/2011 (FAN)

Comply with ErP Directive  
and EU Regulation 327/2011 (FAN)

### DESCRIZIONE

Gli aspiratori assiali intubati della serie CC sono utilizzati in applicazioni canalizzate che necessitano di grandi portate d'aria con cadute di pressione non elevate, come ad esempio impianti di ventilazione e raffreddamento in ambito industriale, navale, commerciale, civile, energetico... Questa serie presenta, rispetto ai ventilatori centrifughi, il vantaggio di un minor ingombro e una maggiore facilità d'installazione. La serie standard è costituita da modelli con diametro della ventola da 310 a 1600 mm. Possono essere realizzati con motori di diversa polarità a seconda della taglia e delle prestazioni richieste. Sono idonei a convogliare aria pulita con temperatura da -15°C a +50°C in servizio continuo.

### COSTRUZIONE

- Cassa in lamiera d'acciaio, con flange di fissaggio, realizzate a norma ISO 13351. Verniciata a polveri epossipoliestiriche.
- Girante con pale a profilo alare in tecnopolimero e mozzo in fusione di lega d'alluminio. Bilanciata secondo ISO 1940. Angolo di calettamento variabile da fermo tramite tasselli di regolazione
- Esecuzione 5 (accoppiamento diretto con girante a sbalzo) e flusso aria da motore a girante.
- Motore asincrono trifase o monofase a norme internazionali IEC 60034, IEC 60072, EMC 2004/108/CE, LVD 2006/95/CE e marcato CE IP55, classe F.
- Idoneo ad un servizio S1.

### MOTORE

Motore asincrono trifase IE3 a norme internazionali IEC 60034, IEC 60072, EMC 2014/30/UE, LVD 2014/35/UE e marcato CE, IP55, classe F. Idonei a servizio S1 a carico costante. Esecuzione 4 (accoppiamento diretto con girante a sbalzo) e flusso d'aria da girante a motore.

### ACCESSORI

CCpro - Prolunga con portellina d'ispezione  
CCr - Rete di protezione piana  
CCrc - Rete di protezione conica  
CCga - Giunto antivibrante  
CCst - Staffe di fissaggio  
CCbo - Boccaglio in aspirazione/mandata  
CCsa e CCsb - Silenziatori con e senza ogiva con tre diverse lunghezze  
CCf - Controflange piane  
CCfc - Controflange con collare  
Supporti antivibranti.

### DESCRIPTION

The tube axial fans of CC series are used for ducted installations requiring large airflow with relatively low pressure drop, like ventilation and cooling systems in industrial, naval, commercial, civil, energetic fields. This series has, compared to centrifugal fans, the advantage of being smaller in dimensions and easier to be installed. The series consists of different sizes with impeller diameter from 310 to 1600 mm. CC fans can be fitted with motors of different polarity, depending on size and required performance. Suitable for conveying clean air with temperature from -15°C to +50°C in continuous service.

### CONSTRUCTION

- Short casing in steel sheet, with fixing flanges manufactured according to ISO 13351 standard. Protected against atmospheric agents by epoxy paint.
- Axial impeller with aerofoil profile blades in technopolymer and die-cast aluminium hub, balanced according ISO 1940. Variable pitch angle in still position with setting means.
- Execution 5 (with impeller directly coupled to motor with feet) and airflow from motor to impeller.
- Asynchronous three-phase or single-phase motors according to international standards IEC 60034, IEC 60072, EMC 2004/108/CE, LVD 2006/95/CE, CE marked, IP 55, class F.
- Service S1.

### MOTOR

Asynchronous three-phase IE3 motors according to international standards IEC 60034, IEC 60072, EMC 2014/30/UE, LVD 2014/35/UE, CE marked, IP55, class F. Suitable for S1 service at constant load. Execution 4 (with impeller directly coupled to motor with feet) and airflow from impeller to motor.

### ACCESSORIES

CCpro - Extension (for long casing version) with inspection porthole  
CCr - Flat protection guard  
CCrc - Conic protection guard  
CCga - Flexible connectors  
CCst - Support feet  
CCbo - Inlet/outlet bell mouth  
CCsa and CCsb - Silencers, with and without pod, in three lengths  
CCf - Counter flange flat  
CCfc - Counter flange with collar  
Anti-vibration mounts.

## VERSIONI | VERSIONS



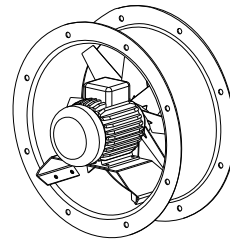
CC ATEX

Versione antideflagrante  
secondo la Direttiva 2014/34/UE  
Explosion-proof version  
according to Directive 2014/34/UE

## CASSA CORTA | SHORT CASING

I ventilatori della serie CC sono in esecuzione a cassa corta di standard, per semplicità d'installazione, movimentazione e contenimento dei costi. Quest'esecuzione è anche concepita per il montaggio nella parte iniziale o finale di una canalizzazione. In questo caso, una corretta installazione prevede l'utilizzo del bocchaglio "CCbo" (vedere accessori).

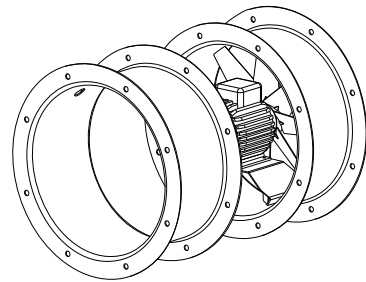
The fans of CC series are in short casing execution as standard, for ease of transport and installation and for cost saving. This execution is also suitable for assembling in the initial or final part of a ducted system. In this case a correct installation foresees the use of the inlet/outlet bell mouth "CCbo" (see accessories).



## CASSA LUNGA | LONG CASING

I ventilatori della serie CC possono essere forniti in esecuzione a cassa lunga, con girante e motore completamente protetti dalla cassa, utilizzando la prolunga "CCpro" (vedere accessori). La prolunga "CCpro" è completa di portellina d'ispezione e fori per passaggio cavi.

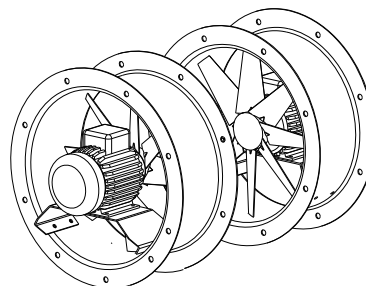
The CC series fans can be provided in long casing execution, with impeller and motor completely protected inside the casing, by using the extension "CCpro" (see accessories). The extension "CCpro" is complete of inspection porthole and holes for cable entry.



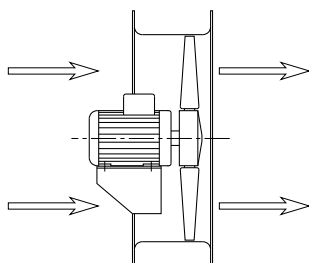
## MULTISTADIO | MULTISTAGE

I ventilatori della serie CC, prevedono la possibilità d'esecuzioni multistadio, isorotanti o controrotanti (assemblaggio di due o più ventilatori monostadio con giranti rotanti nello stesso senso o in senso contrario). Queste configurazioni permettono di aumentare notevolmente la pressione sviluppata. In particolare la serie CC a due stadi controrotanti, sviluppa 2.5 volte la pressione sviluppata da un ventilatore monostadio, di pari diametro e velocità con un assorbimento di potenza non superiore alle 2 volte. Inoltre il ventilatore multistadio ha un rapporto prestazioni/livello sonoro vantaggioso, rispetto ad un ventilatore monostadio, potendo raggiungere le prestazioni richieste ad una minore velocità di rotazione.

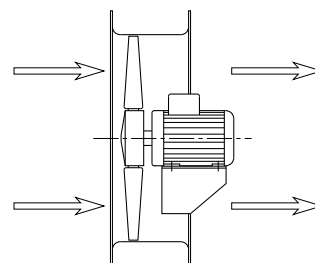
The fans of the CC series foresee the possibility of multistage execution, iso-rotating or contra-rotating (assembly of two or more single-stage fans, with impellers rotating in the same or in the opposite direction). This configuration allows to considerably increase the pressure developed. Specifically, the CC series with two contra-rotating stages develops 2.5 times the pressure of a single-stage fan of equal diameter and speed, with a power absorption not bigger than 2 times. In addition, the multi-stage option, compared to the single-stage one, has a favourable relation performances/noise, as the required performance can be achieved with a lower rotational speed.



### Flusso da GIRANTE a MOTORE | Airflow from IMPELLER to MOTOR



Orientamento standard  
Standard orientation



Orientamento a richiesta  
Upon request orientation

### A RICHIESTA | UPON REQUEST

- Girante a profilo alare, completamente in fusione di lega d'alluminio [CCZ].
- Cassa zincata a caldo.
- Flusso aria da girante a motore.
- Morsettiera esterna.
- Versioni "multistadio" isorotanti o controrotanti.
- Impeller with airfoil blades in die-cast aluminium alloy [CCZ]
- Casing protected against atmospheric agents by hot-dip galvanizing
- Air flow from impeller to motor
- Outer terminal box
- Iso-rotating or contra-rotating

# PRESTAZIONI | PERFORMANCE

CC

Le prestazioni aerauliche sono rilevate in conformità alla norma EN ISO 5801/AMCA 210 con densità dell'aria standard avente peso specifico 1,2 Kg/m<sup>3</sup>. Alimentazione 230V/1Ph/50Hz o 400V/3Ph/50Hz. Air performances measured according to EN ISO 5801 / AMCA 210 standard with air density with 1.2 kg/m<sup>3</sup> specific weight. Power supply 230V/1Ph/50Hz or 400V/3Ph/50Hz.

**Lp** Livello di pressione sonora rilevato in condizioni di campo libero, propagazione sferica, categoria di misura D a norma EN ISO 13349, nel punto di massimo rendimento, alla distanza di 3 metri dalla cassa e si presenta solo per fini comparativi. Sound pressure level measured in free field conditions, propagation spherical, measurement category D in accordance with EN ISO 13349, at the point of maximum efficiency, at a distance of 3 meters (for comparative purposes only).

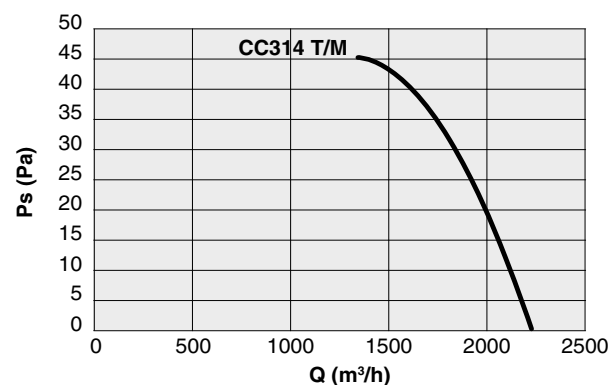
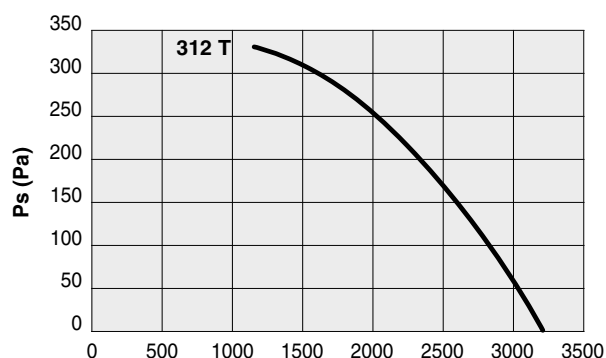
**Lw** Livello di potenza sonora ottenuto secondo norma ISO 3746. Tolleranza +/- 3 dB(A). Sound power level obtained in accordance with EN ISO 3746. Tolerance +/- 3 dB(A).

## CC 310

| Code    | Tipo Type | Modello Model | Girante Impeller | U | P    | Pm (kW) | In (A) | IP/CL | IE3 | Mot. (Gr) |
|---------|-----------|---------------|------------------|---|------|---------|--------|-------|-----|-----------|
| 1CC3355 | CC        | 312           | 3H-4-25          | T | 2    | 0,25    | 0,65   | 55/F  | -   | 63        |
| 1CC3322 |           |               | DY-6-45          | M | 4    | 0,25    | 1,10   | 55/F  | -   | 63        |
| 1CC3320 |           | DY-6-45       | T                | 4 | 0,12 | 0,45    | 55/F   | -     | 63  |           |

### LIVELLI SONORI | SOUND LEVELS dB(A)

|         |       | Hz | 63 | 125 | 250 | 500 | 1000 | 2000 | 4000 | 8000 | TOT |
|---------|-------|----|----|-----|-----|-----|------|------|------|------|-----|
| 1CC3355 | 312 T | Lw | 57 | 68  | 75  | 83  | 84   | 83   | 82   | 77   | 90  |
|         |       | Lp | 36 | 47  | 54  | 62  | 63   | 62   | 61   | 56   | 69  |
| 1CC3322 | 314 M | Lw | 41 | 51  | 56  | 62  | 65   | 65   | 66   | 60   | 71  |
|         |       | Lp | 20 | 30  | 35  | 41  | 44   | 44   | 45   | 39   | 51  |
| 1CC3320 | 314 T | Lw | 41 | 51  | 56  | 62  | 65   | 65   | 66   | 60   | 71  |
|         |       | Lp | 20 | 30  | 35  | 41  | 44   | 44   | 45   | 39   | 51  |

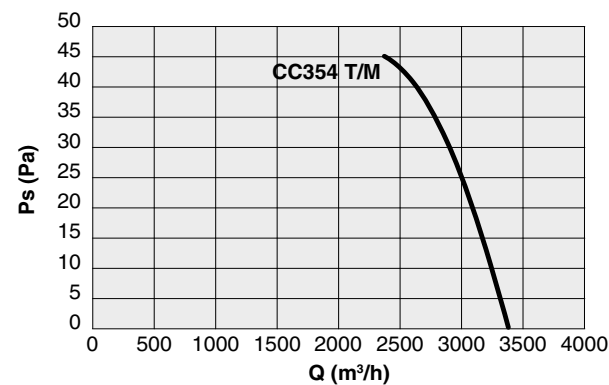
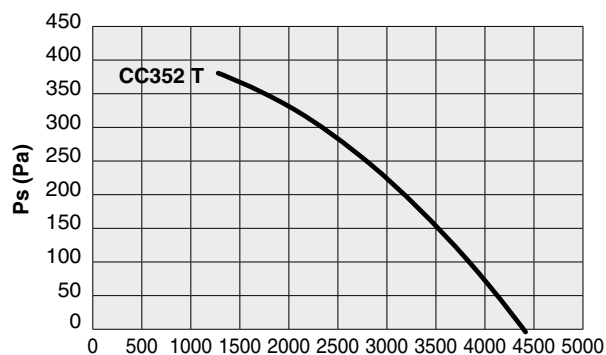


## CC 350

| Code    | Tipo Type | Modello Model | Girante Impeller | U | P    | Pm (kW) | In (A) | IP/CL | IE3 | Mot. (Gr) |
|---------|-----------|---------------|------------------|---|------|---------|--------|-------|-----|-----------|
| 1CC3700 | CC        | 352           | DY-6-30          | T | 2    | 0,55    | 1,35   | 55/F  | -   | 71        |
| 1CC3722 |           |               | DY-6-45          | M | 4    | 0,12    | 1,10   | 55/F  | -   | 63        |
| 1CC3720 |           | DY-6-45       | T                | 4 | 0,12 | 0,45    | 55/F   | -     | 63  |           |

### LIVELLI SONORI | SOUND LEVELS dB(A)

|         |       | Hz | 63 | 125 | 250 | 500 | 1000 | 2000 | 4000 | 8000 | TOT |
|---------|-------|----|----|-----|-----|-----|------|------|------|------|-----|
| 1CC3700 | 352 T | Lp | 20 | 30  | 35  | 41  | 44   | 44   | 45   | 39   | 51  |
|         |       | Lw | 57 | 68  | 74  | 79  | 82   | 82   | 83   | 78   | 88  |
| 1CC3722 | 354 M | Lp | 36 | 47  | 53  | 58  | 61   | 61   | 62   | 57   | 68  |
|         |       | Lw | 42 | 52  | 57  | 63  | 66   | 66   | 66   | 61   | 72  |
| 1CC3720 | 354 T | Lp | 21 | 31  | 36  | 42  | 45   | 45   | 45   | 40   | 51  |
|         |       | Lw | 42 | 52  | 57  | 63  | 66   | 66   | 66   | 61   | 72  |
|         |       | Lp | 21 | 31  | 36  | 42  | 45   | 45   | 45   | 40   | 51  |



sez. 1.3

CC aspiratori | fans

# PRESTAZIONI | PERFORMANCE

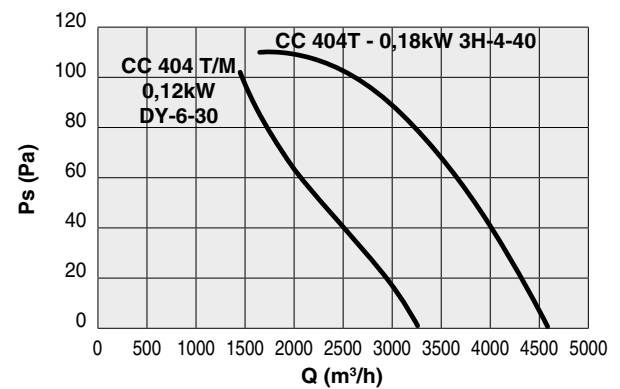
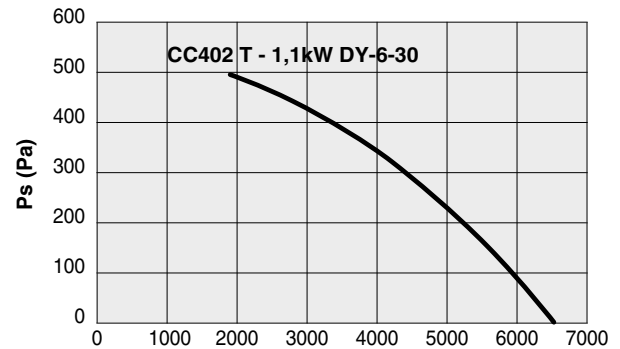
CC

## CC 400

| Code    | Tipo Type | Modello Model | Girante Impeller | U | P | Pm (kW) | In (A) | IP/CL | IE3 | Mot. (Gr) |
|---------|-----------|---------------|------------------|---|---|---------|--------|-------|-----|-----------|
| 1CC4300 | CC        | 402           | DY-6-30          | T | 2 | 1,10    | 2,50   | 55/F  | ✓   | 80        |
| 1CC4316 |           |               | DY-6-30          | M | 4 | 0,12    | 1,10   | 55/F  | -   | 63        |
| 1CC4357 |           | 404           | 3H-4-40          | T | 4 | 0,18    | 0,45   | 55/F  | -   | 63        |
| 1CC4317 |           |               | DY-6-30          | T | 4 | 0,12    | 0,65   | 55/F  | -   | 63        |

### LIVELLI SONORI | SOUND LEVELS dB(A)

|         |       | Hz | 63 | 125 | 250 | 500 | 1000 | 2000 | 4000 | 8000 | TOT |
|---------|-------|----|----|-----|-----|-----|------|------|------|------|-----|
| 1CC4300 | 402 T | Lw | 57 | 68  | 73  | 79  | 83   | 83   | 87   | 77   | 90  |
|         |       | Lp | 36 | 47  | 52  | 58  | 62   | 62   | 66   | 56   | 70  |
| 1CC4316 | 404 M | Lw | 42 | 53  | 58  | 64  | 67   | 68   | 68   | 62   | 74  |
|         |       | Lp | 21 | 32  | 37  | 43  | 46   | 47   | 47   | 41   | 53  |
| 1CC4357 | 404 T | Lw | 42 | 53  | 58  | 64  | 67   | 68   | 68   | 62   | 74  |
|         |       | Lp | 21 | 32  | 37  | 43  | 46   | 47   | 47   | 41   | 53  |
| 1CC4317 |       | Lw | 46 | 52  | 57  | 64  | 67   | 67   | 67   | 62   | 73  |
|         |       | Lp | 25 | 31  | 36  | 43  | 46   | 46   | 46   | 41   | 52  |

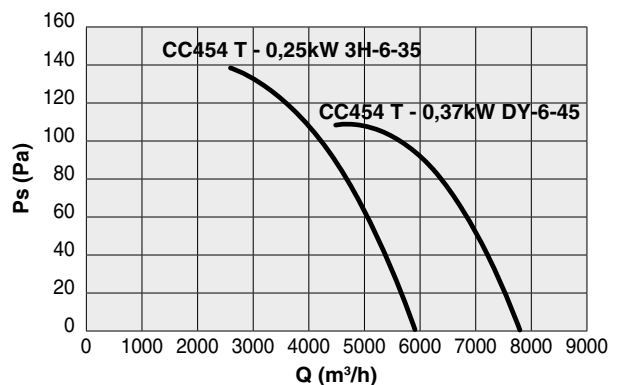
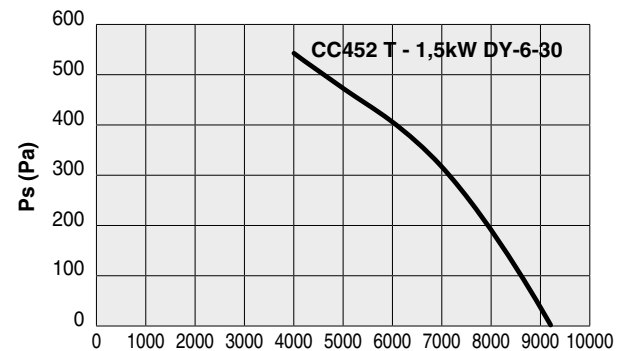


## CC 450

| Code    | Tipo Type | Modello Model | Girante Impeller | U | P | Pm (kW) | In (A) | IP/CL | IE3 | Mot. (Gr) |
|---------|-----------|---------------|------------------|---|---|---------|--------|-------|-----|-----------|
| 1CC4710 | CC        | 452           | DY-6-30          | T | 2 | 1,50    | 3,00   | 55/F  | ✓   | 80        |
| 1CC4720 |           |               | DY-6-45          | T | 4 | 0,37    | 0,85   | 55/F  | -   | 71        |
| 1CC4709 |           | 454           | 3H-6-35          | T | 4 | 0,25    | 1,25   | 55/F  | -   | 63        |

### LIVELLI SONORI | SOUND LEVELS dB(A)

|         |       | Hz | 63 | 125 | 250 | 500 | 1000 | 2000 | 4000 | 8000 | TOT |
|---------|-------|----|----|-----|-----|-----|------|------|------|------|-----|
| 1CC4710 | 452 T | Lw | 62 | 72  | 78  | 85  | 89   | 88   | 88   | 82   | 94  |
|         |       | Lp | 41 | 51  | 57  | 64  | 68   | 67   | 67   | 61   | 74  |
| 1CC4720 | 454 T | Lw | 50 | 57  | 62  | 67  | 69   | 70   | 70   | 65   | 76  |
|         |       | Lp | 29 | 36  | 41  | 46  | 48   | 49   | 49   | 44   | 55  |
| 1CC4317 |       | Lw | 48 | 59  | 67  | 73  | 73   | 72   | 71   | 66   | 79  |
|         |       | Lp | 27 | 38  | 46  | 52  | 52   | 51   | 50   | 45   | 58  |



sez. 1.3

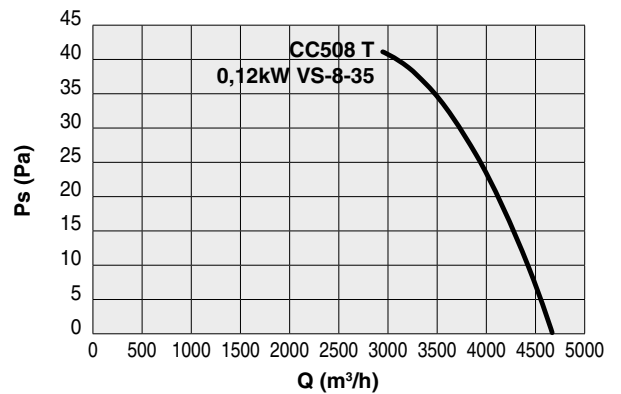
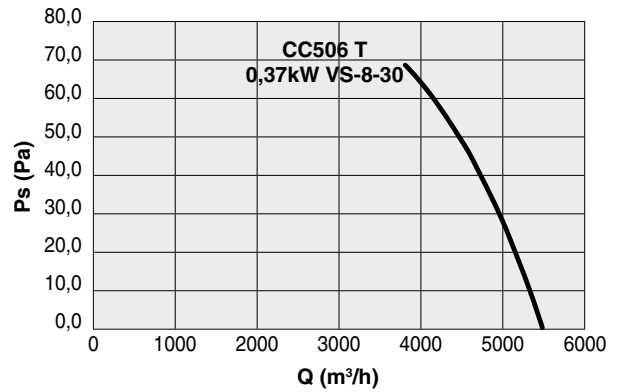
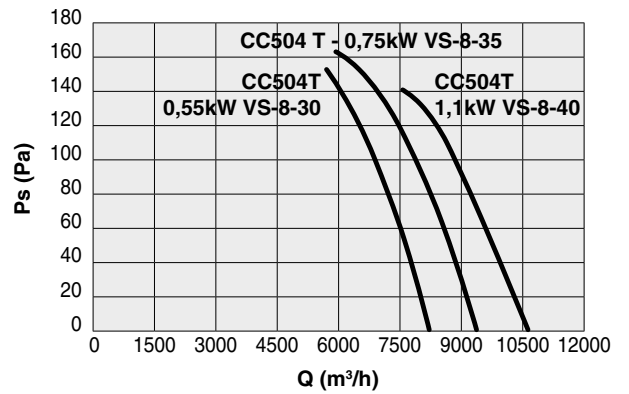
CC aspiratori | fans

## CC 500

| Code    | Tipo Type | Modello Model | Girante Impeller | U | P | Pm (kW) | In (A) | IP/CL | IE3 | Mot. (Gr) |
|---------|-----------|---------------|------------------|---|---|---------|--------|-------|-----|-----------|
| 1CC5258 |           |               | VS-8-40          | T | 4 | 1,10    | 2,50   | 55/F  | ✓   | 80        |
| 1CC5259 |           | 504           | VS-8-35          | T | 4 | 0,75    | 2,10   | 55/F  | ✓   | 80        |
| 1CC5260 | CC        |               | VS-8-30          | T | 4 | 0,55    | 1,60   | 55/F  | -   | 80        |
| 1CC5257 |           | 506           | VS-8-30          | T | 6 | 0,18    | 0,75   | 55/F  | -   | 63        |
| 1CC5261 |           | 508           | VS-8-35          | T | 8 | 0,12    | 0,70   | 55/F  | -   | 63        |

### LIVELLI SONORI | SOUND LEVELS dB(A)

|         | Hz | Sound Levels (dB(A)) |     |     |     |      |      |      |      |     |
|---------|----|----------------------|-----|-----|-----|------|------|------|------|-----|
|         |    | 63                   | 125 | 250 | 500 | 1000 | 2000 | 4000 | 8000 | TOT |
| 1CC5258 | Lw | 56                   | 63  | 68  | 71  | 74   | 74   | 73   | 67   | 80  |
|         | Lp | 35                   | 42  | 47  | 50  | 53   | 53   | 52   | 46   | 59  |
| 1CC5259 | Lw | 53                   | 60  | 65  | 70  | 73   | 72   | 71   | 65   | 78  |
|         | Lp | 32                   | 39  | 44  | 49  | 52   | 51   | 50   | 44   | 58  |
| 1CC5260 | Lw | 54                   | 65  | 74  | 75  | 76   | 74   | 73   | 63   | 82  |
|         | Lp | 33                   | 44  | 53  | 54  | 55   | 53   | 52   | 42   | 61  |
| 1CC5257 | Lw | 46                   | 57  | 66  | 66  | 67   | 65   | 64   | 58   | 73  |
|         | Lp | 25                   | 36  | 45  | 45  | 46   | 44   | 43   | 37   | 52  |
| 1CC5261 | Lw | 38                   | 45  | 50  | 55  | 58   | 58   | 56   | 50   | 63  |
|         | Lp | 17                   | 24  | 29  | 34  | 37   | 37   | 35   | 29   | 43  |

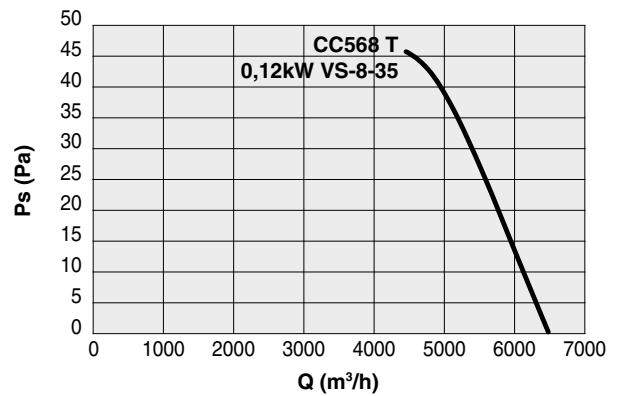
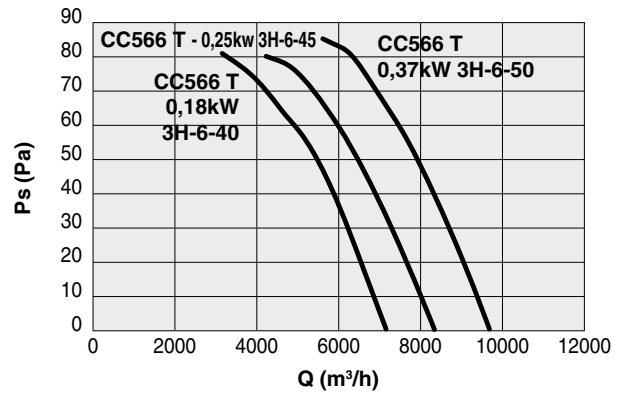
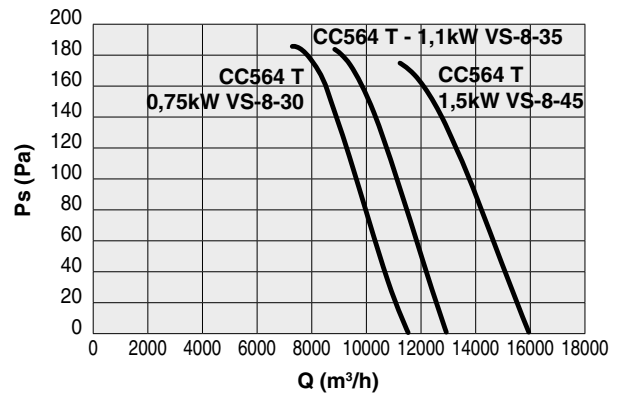


## CC 560

| Code    | Tipo Type | Modello Model | Girante Impeller | U | P | Pm (kW) | In (A) | IP/CL | IE3 | Mot. (Gr) |
|---------|-----------|---------------|------------------|---|---|---------|--------|-------|-----|-----------|
| 1CC5679 |           |               | VS-8-45          | T | 4 | 1,50    | 3,30   | 55/F  | ✓   | 90        |
| 1CC5676 |           | 564           | VS-8-35          | T | 4 | 1,10    | 2,50   | 55/F  | ✓   | 80        |
| 1CC5677 |           |               | VS-8-30          | T | 4 | 0,75    | 2,10   | 55/F  | ✓   | 80        |
| 1CC5680 | CC        |               | 3H-6-50          | T | 6 | 0,37    | 1,40   | 55/F  | -   | 71        |
| 1CC5724 |           | 566           | 3H-6-45          | T | 6 | 0,25    | 0,85   | 55/F  | -   | 71        |
| 1CC5725 |           |               | 3H-6-40          | T | 6 | 0,18    | 0,75   | 55/F  | -   | 63        |
| 1CC5678 |           | 568           | VS-8-35          | T | 8 | 0,12    | 0,71   | 55/F  | -   | 63        |

### LIVELLI SONORI | SOUND LEVELS dB(A)

|         | Hz |       | dB(A) |     |     |     |      |      |      |      |     |
|---------|----|-------|-------|-----|-----|-----|------|------|------|------|-----|
|         |    |       | 63    | 125 | 250 | 500 | 1000 | 2000 | 4000 | 8000 | TOT |
| 1CC5679 | Lw |       | 60    | 67  | 72  | 75  | 77   | 76   | 75   | 70   | 83  |
|         | Lp |       | 39    | 46  | 51  | 54  | 56   | 55   | 54   | 49   | 62  |
| 1CC5676 | Lw | 564 T | 62    | 69  | 74  | 76  | 78   | 77   | 76   | 70   | 84  |
|         | Lp |       | 41    | 48  | 53  | 55  | 57   | 56   | 55   | 49   | 63  |
| 1CC5677 | Lw |       | 55    | 62  | 67  | 72  | 75   | 75   | 73   | 67   | 80  |
|         | Lp |       | 34    | 41  | 46  | 51  | 54   | 54   | 52   | 46   | 60  |
| 1CC5680 | Lw |       | 54    | 61  | 66  | 69  | 69   | 69   | 68   | 63   | 76  |
|         | Lp |       | 33    | 40  | 45  | 48  | 48   | 48   | 47   | 42   | 55  |
| 1CC5724 | Lw | 566 T | 56    | 63  | 67  | 70  | 70   | 69   | 68   | 62   | 76  |
|         | Lp |       | 35    | 42  | 46  | 49  | 49   | 48   | 47   | 41   | 56  |
| 1CC5725 | Lw |       | 43    | 53  | 59  | 63  | 66   | 66   | 67   | 60   | 72  |
|         | Lp |       | 22    | 32  | 38  | 42  | 45   | 45   | 46   | 39   | 52  |
| 1CC5678 | Lw | 568 T | 48    | 55  | 60  | 62  | 63   | 62   | 61   | 55   | 69  |
|         | Lp |       | 27    | 34  | 39  | 41  | 42   | 41   | 40   | 34   | 49  |



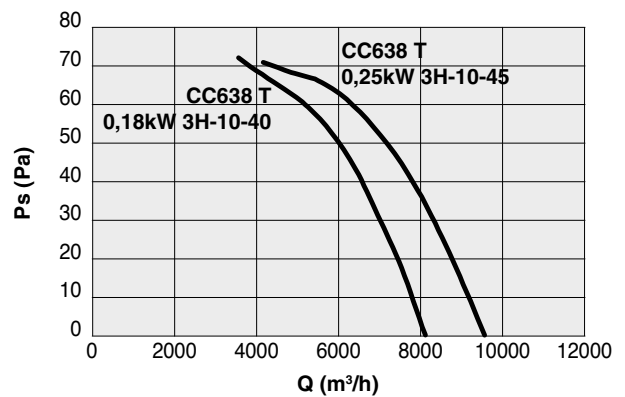
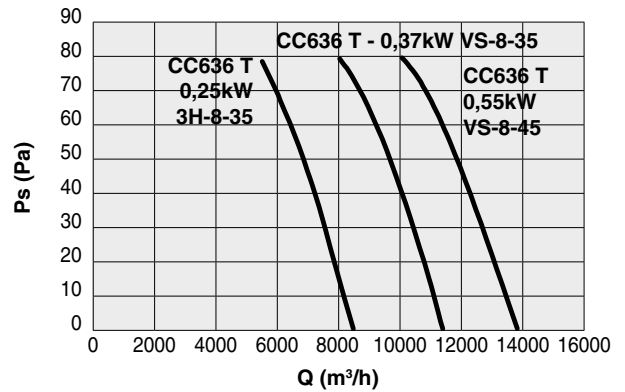
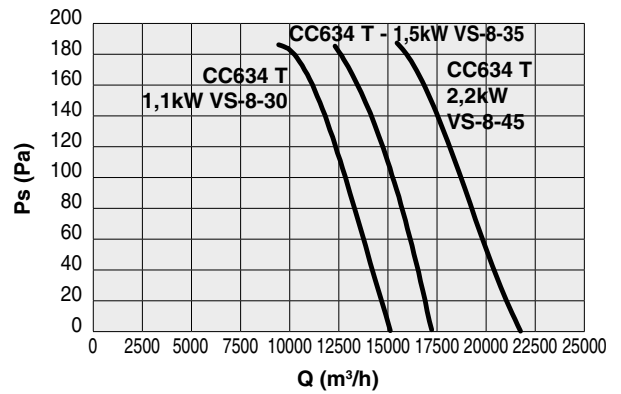
sez. 1.3

## CC 630

| Code    | Tipo Type | Modello Model | Girante Impeller | U | P    | Pm (kW) | In (A) | IP/CL | IE3 | Mot. (Gr) |
|---------|-----------|---------------|------------------|---|------|---------|--------|-------|-----|-----------|
| 1CC6528 | 634       | VS-8-45       | T                | 4 | 2,20 | 4,60    | 55/F   | ✓     | 100 |           |
| 1CC6529 |           | VS-8-35       | T                | 4 | 1,50 | 3,30    | 55/F   | ✓     | 90  |           |
| 1CC6533 |           | VS-8-30       | T                | 4 | 1,10 | 2,50    | 55/F   | ✓     | 80  |           |
| 1CC6534 | 636       | VS-8-45       | T                | 6 | 0,55 | 1,80    | 55/F   | -     | 80  |           |
| 1CC6535 |           | VS-8-35       | T                | 6 | 0,37 | 1,40    | 55/F   | -     | 80  |           |
| 1CC6525 | 638       | 3H-8-35       | T                | 6 | 0,25 | 1,00    | 55/F   | -     | 71  |           |
| 1CC6527 |           | 3H-10-45      | T                | 8 | 0,25 | 1,20    | 55/F   | -     | 80  |           |
| 1CC6526 |           | 3H-10-40      | T                | 8 | 0,18 | 0,90    | 55/F   | -     | 80  |           |

### LIVELLI SONORI | SOUND LEVELS dB(A)

|         | Hz    |    | Sound Levels (dB(A)) |     |     |     |      |      |      |      |     |
|---------|-------|----|----------------------|-----|-----|-----|------|------|------|------|-----|
|         |       |    | 63                   | 125 | 250 | 500 | 1000 | 2000 | 4000 | 8000 | TOT |
| 1CC6528 | 634 T | Lw | 57                   | 64  | 69  | 76  | 77   | 77   | 76   | 70   | 83  |
|         |       | Lp | 36                   | 43  | 48  | 55  | 56   | 56   | 55   | 49   | 62  |
| 1CC6529 | 634 T | Lw | 63                   | 70  | 75  | 77  | 79   | 78   | 77   | 72   | 85  |
|         |       | Lp | 42                   | 49  | 54  | 56  | 58   | 57   | 56   | 51   | 64  |
| 1CC6533 | 634 T | Lw | 57                   | 64  | 69  | 74  | 77   | 76   | 75   | 69   | 82  |
|         |       | Lp | 36                   | 43  | 48  | 53  | 56   | 55   | 54   | 48   | 62  |
| 1CC6534 | 636 T | Lw | 53                   | 60  | 65  | 67  | 70   | 70   | 69   | 63   | 76  |
|         |       | Lp | 32                   | 39  | 44  | 46  | 49   | 49   | 48   | 42   | 55  |
| 1CC6535 | 636 T | Lw | 55                   | 62  | 67  | 69  | 70   | 70   | 69   | 63   | 77  |
|         |       | Lp | 34                   | 41  | 46  | 48  | 49   | 49   | 48   | 42   | 56  |
| 1CC6525 | 638 T | Lw | 47                   | 57  | 64  | 68  | 70   | 68   | 67   | 60   | 75  |
|         |       | Lp | 26                   | 36  | 43  | 47  | 49   | 47   | 46   | 39   | 54  |
| 1CC6527 | 638 T | Lw | 46                   | 56  | 61  | 63  | 65   | 64   | 64   | 58   | 71  |
|         |       | Lp | 25                   | 36  | 41  | 43  | 45   | 44   | 43   | 38   | 51  |
| 1CC6526 | 638 T | Lw | 41                   | 49  | 56  | 60  | 63   | 63   | 62   | 55   | 69  |
|         |       | Lp | 20                   | 29  | 35  | 40  | 43   | 42   | 41   | 34   | 48  |

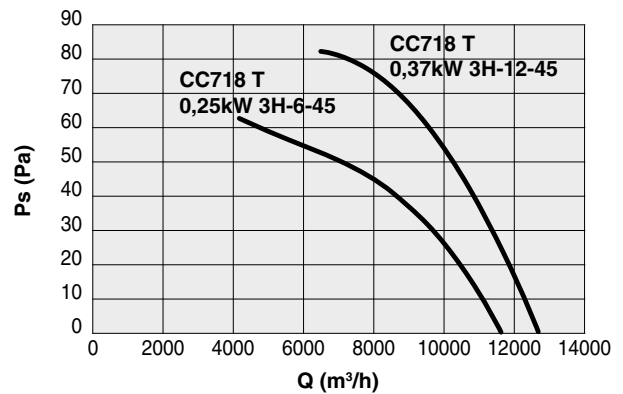
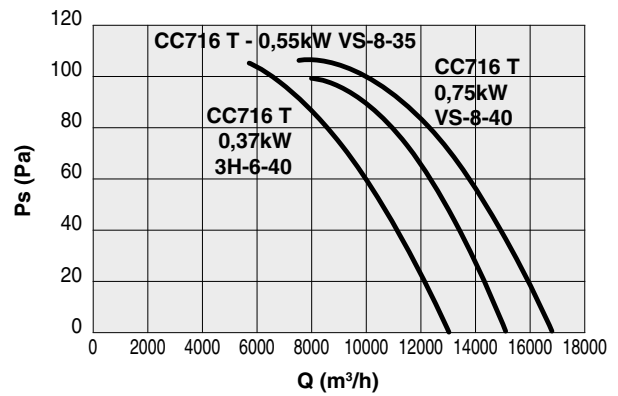
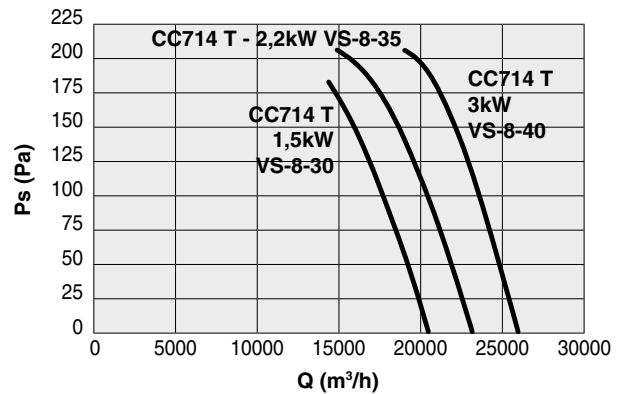


## CC 710

| Code    | Tipo Type | Modello Model | Girante Impeller | U | P | Pm (kW) | In (A) | IP/CL | IE3 | Mot. (Gr) |
|---------|-----------|---------------|------------------|---|---|---------|--------|-------|-----|-----------|
| 1CC7363 |           |               | VS-8-40          | T | 4 | 3,0     | 6,30   | 55/F  | ✓   | 100       |
| 1CC7364 |           | 714           | VS-8-35          | T | 4 | 2,20    | 4,60   | 55/F  | ✓   | 100       |
| 1CC7365 |           |               | VS-8-30          | T | 4 | 1,50    | 3,30   | 55/F  | ✓   | 90        |
| 1CC7366 | CC        | 716           | VS-8-40          | T | 6 | 0,75    | 2,01   | 55/F  | ✓   | 90        |
| 1CC7367 |           |               | VS-8-35          | T | 6 | 0,55    | 1,80   | 55/F  | -   | 80        |
| 1CC7360 |           |               | 3H-6-40          | T | 6 | 0,37    | 1,40   | 55/F  | -   | 80        |
| 1CC7361 |           | 718           | 3H-12-45         | T | 8 | 0,37    | 1,41   | 55/F  | -   | 90        |
| 1CC7362 |           |               | 3H-6-45          | T | 8 | 0,25    | 1,20   | 55/F  | -   | 80        |

### LIVELLI SONORI | SOUND LEVELS dB(A)

|         | Hz |    | dB(A) |     |     |     |      |      |      |      |
|---------|----|----|-------|-----|-----|-----|------|------|------|------|
|         |    |    | 63    | 125 | 250 | 500 | 1000 | 2000 | 4000 | 8000 |
| 1CC7363 | Lw | 67 | 74    | 79  | 81  | 82  | 81   | 80   | 75   | 88   |
|         | Lp | 46 | 53    | 58  | 60  | 61  | 60   | 59   | 54   | 68   |
| 1CC7364 | Lw | 65 | 72    | 77  | 79  | 81  | 81   | 81   | 75   | 87   |
|         | Lp | 44 | 51    | 56  | 58  | 60  | 60   | 60   | 54   | 67   |
| 1CC7365 | Lw | 58 | 65    | 70  | 75  | 78  | 79   | 78   | 72   | 84   |
|         | Lp | 37 | 44    | 49  | 54  | 57  | 58   | 57   | 51   | 64   |
| 1CC7366 | Lw | 56 | 63    | 68  | 71  | 73  | 72   | 72   | 66   | 79   |
|         | Lp | 35 | 42    | 47  | 50  | 52  | 51   | 51   | 45   | 58   |
| 1CC7367 | Lw | 50 | 56    | 62  | 66  | 69  | 70   | 69   | 63   | 75   |
|         | Lp | 29 | 35    | 41  | 45  | 48  | 49   | 48   | 42   | 55   |
| 1CC7360 | Lw | 50 | 56    | 62  | 67  | 70  | 70   | 69   | 63   | 76   |
|         | Lp | 29 | 36    | 41  | 46  | 49  | 49   | 49   | 43   | 55   |
| 1CC7361 | Lw | 49 | 59    | 64  | 66  | 68  | 67   | 66   | 61   | 74   |
|         | Lp | 28 | 38    | 43  | 45  | 47  | 46   | 45   | 40   | 53   |
| 1CC7362 | Lw | 51 | 58    | 63  | 65  | 67  | 66   | 66   | 60   | 73   |
|         | Lp | 31 | 38    | 43  | 45  | 46  | 46   | 45   | 40   | 53   |





# PRESTAZIONI | PERFORMANCE

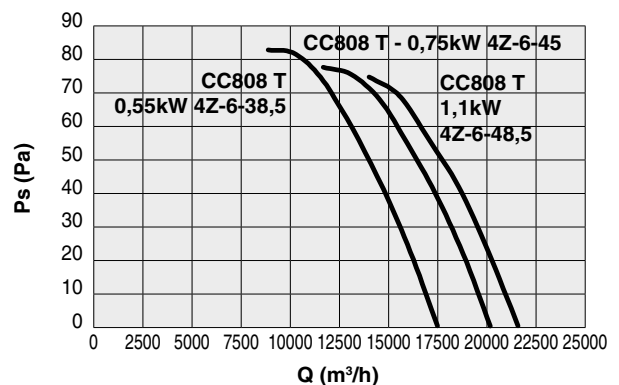
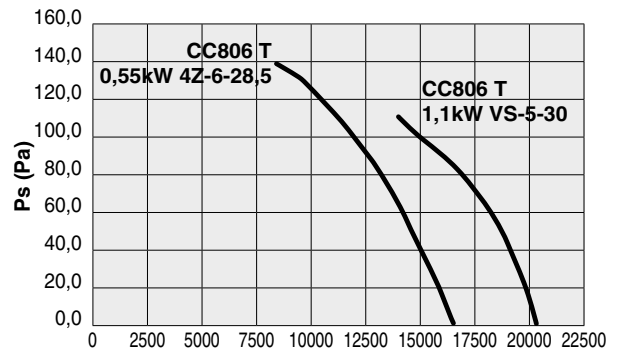
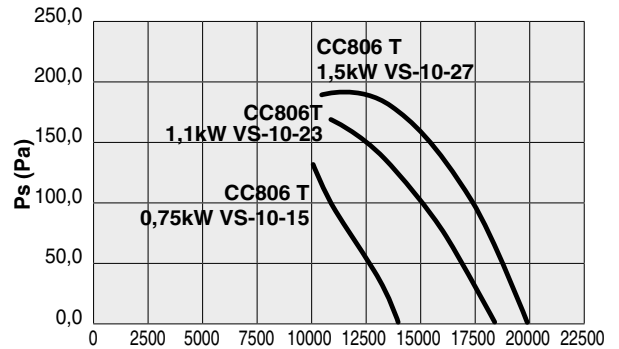
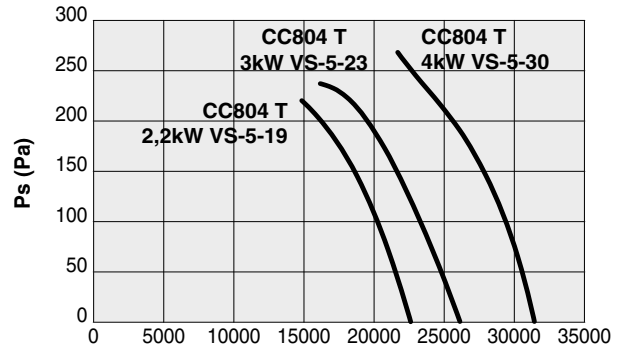
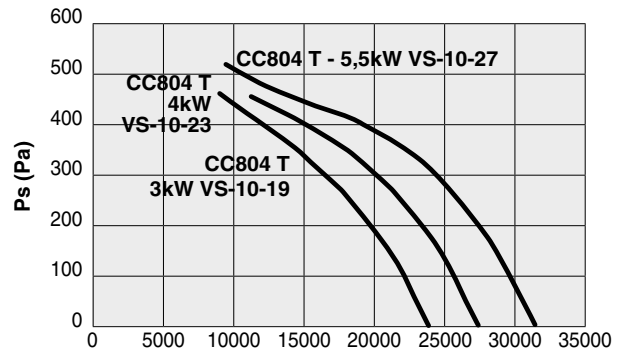
CC

## CC 800

| Code    | Tipo Type | Modello Model | Girante Impeller | U    | P     | Pm (kW) | In (A) | IP/CL | IE3 | Mot. (Gr) |
|---------|-----------|---------------|------------------|------|-------|---------|--------|-------|-----|-----------|
| 1CC8300 | 804       | VS-10-27      | T 4              | 5,50 | 10,40 | 55/F    | ✓      | 132   |     |           |
| 1CC8359 |           | VS-5-30       | T 4              | 4,00 | 8,10  | 55/F    | ✓      | 112   |     |           |
| 1CC8303 |           | VS-10-23      | T 4              | 4,00 | 8,10  | 55/F    | ✓      | 112   |     |           |
| 1CC8360 |           | VS-5-23       | T 4              | 3,00 | 6,30  | 55/F    | ✓      | 100   |     |           |
| 1CC8310 |           | VS-10-19      | T 4              | 3,00 | 6,30  | 55/F    | ✓      | 100   |     |           |
| 1CC8361 |           | VS-5-19       | T 4              | 2,20 | 4,60  | 55/F    | ✓      | 100   |     |           |
| 1CC8305 | CC        | VS-10-27      | T 6              | 1,50 | 3,50  | 55/F    | ✓      | 100   |     |           |
| 1CC8363 |           | VS-5-30       | T 6              | 1,10 | 2,80  | 55/F    | ✓      | 90    |     |           |
| 1CC8309 | 806       | VS-10-23      | T 6              | 1,10 | 2,80  | 55/F    | ✓      | 90    |     |           |
| 1CC8362 |           | VS-10-15      | T 6              | 0,75 | 2,01  | 55/F    | ✓      | 90    |     |           |
| 1CC8365 | 808       | 4Z-6-28,5     | T 8              | 0,55 | 1,80  | 55/F    | -      | 80    |     |           |
| 1CC8358 |           | 4Z-6-48,5     | T 8              | 1,10 | 3,40  | 55/F    | ✓      | 100   |     |           |
| 1CC8357 |           | 4Z-6-45       | T 8              | 0,75 | 2,30  | 55/F    | ✓      | 100   |     |           |
| 1CC8356 |           | 4Z-6-38,5     | T 8              | 0,55 | 1,90  | 55/F    | -      | 90    |     |           |

### LIVELLI SONORI | SOUND LEVELS dB(A)

|         | Hz    | Sound Levels (dB(A)) |     |     |     |      |      |      |      |     |
|---------|-------|----------------------|-----|-----|-----|------|------|------|------|-----|
|         |       | 63                   | 125 | 250 | 500 | 1000 | 2000 | 4000 | 8000 | TOT |
| 1CC8300 | Lw    | 64                   | 75  | 83  | 85  | 86   | 86   | 85   | 79   | 92  |
|         | Lp    | 43                   | 54  | 62  | 64  | 65   | 65   | 64   | 58   | 72  |
| 1CC8359 | Lw    | 67                   | 76  | 83  | 85  | 87   | 86   | 85   | 80   | 93  |
|         | Lp    | 46                   | 55  | 62  | 64  | 66   | 65   | 64   | 59   | 72  |
| 1CC8303 | Lw    | 61                   | 71  | 76  | 84  | 86   | 87   | 86   | 80   | 92  |
|         | Lp    | 40                   | 50  | 55  | 63  | 65   | 66   | 65   | 59   | 72  |
| 1CC8360 | Lw    | 60                   | 67  | 73  | 80  | 84   | 83   | 83   | 77   | 89  |
|         | Lp    | 39                   | 46  | 52  | 59  | 63   | 62   | 62   | 56   | 69  |
| 1CC8310 | Lw    | 60                   | 71  | 78  | 86  | 89   | 88   | 88   | 81   | 94  |
|         | Lp    | 39                   | 50  | 57  | 65  | 68   | 67   | 67   | 60   | 74  |
| 1CC8361 | Lw    | 62                   | 73  | 83  | 88  | 88   | 86   | 85   | 79   | 94  |
|         | Lp    | 41                   | 52  | 62  | 67  | 67   | 65   | 64   | 58   | 73  |
| 1CC8305 | Lw    | 54                   | 64  | 70  | 76  | 78   | 78   | 77   | 70   | 84  |
|         | Lp    | 33                   | 43  | 49  | 55  | 57   | 57   | 56   | 49   | 63  |
| 1CC8363 | Lw    | 55                   | 62  | 69  | 74  | 76   | 76   | 75   | 70   | 82  |
|         | Lp    | 34                   | 41  | 48  | 53  | 55   | 55   | 54   | 49   | 61  |
| 1CC8309 | 806 T | Lw                   | 53  | 62  | 68  | 75   | 78   | 78   | 71   | 84  |
|         | Lp    | 32                   | 41  | 47  | 54  | 57   | 57   | 57   | 50   | 63  |
| 1CC8362 | Lw    | 55                   | 69  | 76  | 79  | 79   | 74   | 72   | 64   | 84  |
|         | Lp    | 34                   | 48  | 55  | 58  | 58   | 53   | 51   | 43   | 63  |
| 1CC8365 | Lw    | 56                   | 68  | 82  | 85  | 82   | 78   | 76   | 69   | 89  |
|         | Lp    | 36                   | 48  | 62  | 65  | 62   | 58   | 56   | 48   | 69  |
| 1CC8358 | Lw    | 67                   | 74  | 79  | 79  | 79   | 76   | 75   | 66   | 85  |
|         | Lp    | 46                   | 53  | 58  | 58  | 55   | 54   | 46   | 65   |     |
| 1CC8357 | 808 T | Lw                   | 61  | 68  | 73  | 74   | 73   | 71   | 70   | 62  |
|         | Lp    | 40                   | 47  | 52  | 53  | 52   | 50   | 49   | 41   | 59  |
| 1CC8356 | Lw    | 56                   | 67  | 73  | 75  | 73   | 72   | 71   | 64   | 80  |
|         | Lp    | 35                   | 47  | 52  | 55  | 53   | 51   | 50   | 43   | 60  |



# PRESTAZIONI | PERFORMANCE

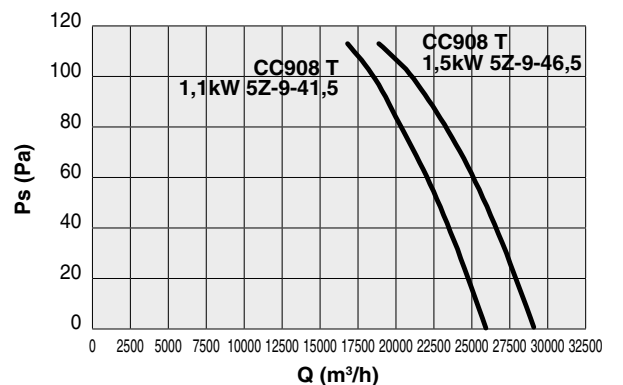
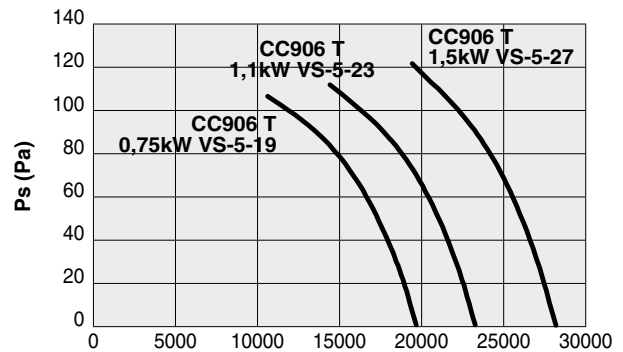
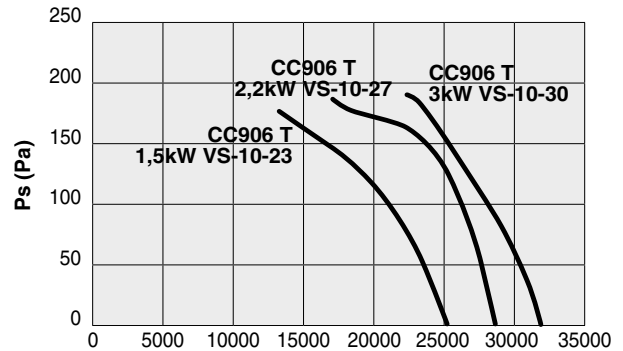
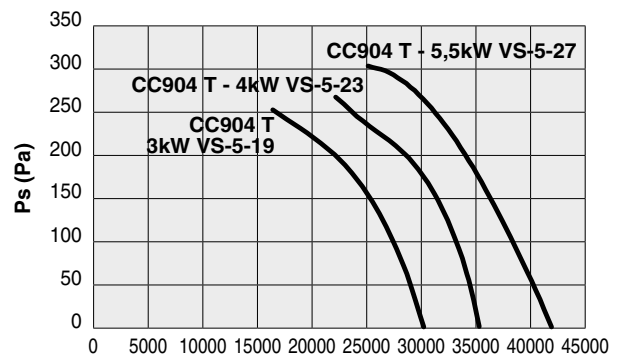
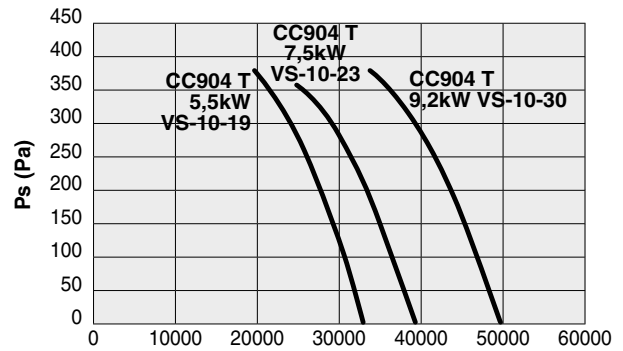
CC

## CC 900

| Code    | Tipo Type | Modello Model | Girante Impeller | U    | P    | Pm (kW) | In (A) | IP/CL | IE3 | Mot. (Gr) |
|---------|-----------|---------------|------------------|------|------|---------|--------|-------|-----|-----------|
| 1CC9174 | 904       | VS-10-30      | T                | 4    | 9,20 | 17,60   | 55/F   | ✓     | 132 |           |
| 1CC9175 |           |               |                  |      |      |         |        |       |     |           |
| 1CC9176 |           | VS-5-27       | T                | 4    | 5,50 | 10,40   | 55/F   | ✓     | 132 |           |
| 1CC9102 |           |               |                  |      |      |         |        |       |     |           |
| 1CC9177 |           | VS-10-19      | T                | 4    | 5,50 | 10,40   | 55/F   | ✓     | 132 |           |
| 1CC9178 |           |               |                  |      |      |         |        |       |     |           |
| 1CC9179 |           | VS-5-23       | T                | 4    | 4,00 | 8,10    | 55/F   | ✓     | 112 |           |
| 1CC9178 |           |               |                  |      |      |         |        |       |     |           |
| 1CC9179 |           | VS-5-19       | T                | 4    | 3,00 | 6,30    | 55/F   | ✓     | 100 |           |
| 1CC9179 |           |               |                  |      |      |         |        |       |     |           |
| 1CC9180 | VS-10-30  | T             | 6                | 3,00 | 6,20 | 55/F    | ✓      | 132   |     |           |
| 1CC9180 |           |               |                  |      |      |         |        |       |     |           |
| 1CC9182 | VS-10-27  | T             | 6                | 2,20 | 5,00 | 55/F    | ✓      | 112   |     |           |
| 1CC9182 |           |               |                  |      |      |         |        |       |     |           |
| 1CC9181 | VS-5-27   | T             | 6                | 1,50 | 3,50 | 55/F    | ✓      | 100   |     |           |
| 1CC9181 |           |               |                  |      |      |         |        |       |     |           |
| 1CC9183 | VS-10-23  | T             | 6                | 1,50 | 3,50 | 55/F    | ✓      | 100   |     |           |
| 1CC9183 |           |               |                  |      |      |         |        |       |     |           |
| 1CC9183 | VS-5-23   | T             | 6                | 1,10 | 2,80 | 55/F    | ✓      | 90    |     |           |
| 1CC9184 |           |               |                  |      |      |         |        |       |     |           |
| 1CC9184 | VS-5-19   | T             | 8                | 0,75 | 2,01 | 55/F    | ✓      | 90    |     |           |
| 1CC9172 |           |               |                  |      |      |         |        |       |     |           |
| 1CC9172 | 5Z-9-46,5 | T             | 8                | 1,50 | 4,00 | 55/F    | ✓      | 112   |     |           |
| 1CC9173 |           |               |                  |      |      |         |        |       |     |           |
| 1CC9173 | 5Z-9-41,5 | T             | 8                | 1,10 | 3,40 | 55/F    | ✓      | 100   |     |           |
| 1CC9173 |           |               |                  |      |      |         |        |       |     |           |

## LIVELLI SONORI | SOUND LEVELS dB(A)

|         | Hz | dB(A) |     |     |     |      |      |      |      |     |
|---------|----|-------|-----|-----|-----|------|------|------|------|-----|
|         |    | 63    | 125 | 250 | 500 | 1000 | 2000 | 4000 | 8000 | TOT |
| 1CC9174 | Lw | 67    | 76  | 82  | 86  | 88   | 88   | 87   | 80   | 94  |
|         | Lp | 46    | 55  | 61  | 65  | 67   | 67   | 66   | 59   | 73  |
| 1CC9175 | Lw | 65    | 76  | 82  | 88  | 90   | 89   | 88   | 81   | 95  |
|         | Lp | 44    | 55  | 61  | 67  | 69   | 68   | 67   | 60   | 75  |
| 1CC9176 | Lw | 67    | 76  | 83  | 86  | 88   | 88   | 87   | 81   | 94  |
|         | Lp | 46    | 55  | 62  | 65  | 67   | 67   | 66   | 60   | 73  |
| 1CC9102 | Lw | 63    | 75  | 81  | 88  | 90   | 89   | 88   | 81   | 95  |
|         | Lp | 42    | 54  | 60  | 67  | 69   | 68   | 67   | 60   | 75  |
| 1CC9177 | Lw | 64    | 71  | 78  | 84  | 87   | 86   | 86   | 79   | 92  |
|         | Lp | 43    | 50  | 57  | 63  | 66   | 65   | 65   | 58   | 72  |
| 1CC9178 | Lw | 64    | 75  | 82  | 87  | 88   | 86   | 86   | 80   | 93  |
|         | Lp | 43    | 54  | 61  | 66  | 67   | 65   | 65   | 59   | 73  |
| 1CC9179 | Lw | 59    | 69  | 76  | 78  | 80   | 79   | 78   | 71   | 86  |
|         | Lp | 38    | 48  | 55  | 57  | 59   | 58   | 57   | 50   | 65  |
| 1CC9180 | Lw | 58    | 69  | 76  | 79  | 81   | 80   | 78   | 72   | 86  |
|         | Lp | 37    | 48  | 55  | 58  | 60   | 59   | 57   | 51   | 66  |
| 1CC9182 | Lw | 60    | 71  | 78  | 79  | 81   | 80   | 78   | 73   | 87  |
|         | Lp | 39    | 50  | 57  | 58  | 60   | 59   | 57   | 52   | 66  |
| 1CC9181 | Lw | 56    | 67  | 74  | 79  | 81   | 80   | 79   | 72   | 86  |
|         | Lp | 35    | 46  | 53  | 58  | 60   | 59   | 58   | 51   | 66  |
| 1CC9183 | Lw | 55    | 62  | 69  | 75  | 78   | 78   | 77   | 71   | 84  |
|         | Lp | 34    | 41  | 48  | 54  | 57   | 57   | 56   | 50   | 63  |
| 1CC9184 | Lw | 56    | 67  | 75  | 80  | 80   | 78   | 77   | 71   | 86  |
|         | Lp | 35    | 46  | 54  | 59  | 59   | 57   | 56   | 50   | 65  |
| 1CC9172 | Lw | 63    | 70  | 75  | 75  | 75   | 71   | 73   | 64   | 82  |
|         | Lp | 42    | 49  | 54  | 55  | 55   | 51   | 52   | 44   | 61  |
| 1CC9173 | Lw | 57    | 64  | 69  | 72  | 74   | 73   | 72   | 63   | 80  |
|         | Lp | 36    | 44  | 49  | 51  | 54   | 53   | 51   | 42   | 59  |



sez. 1.3

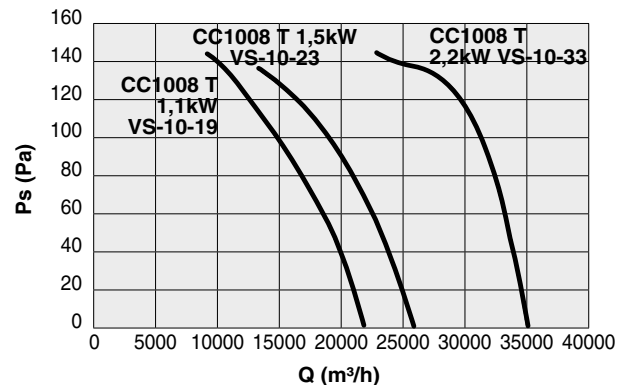
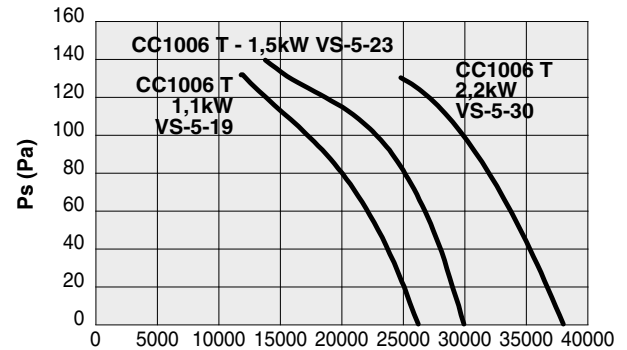
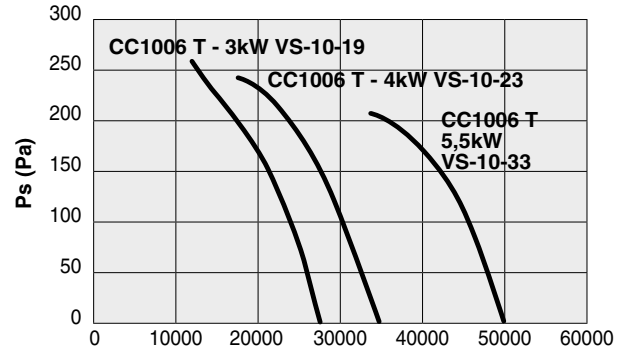
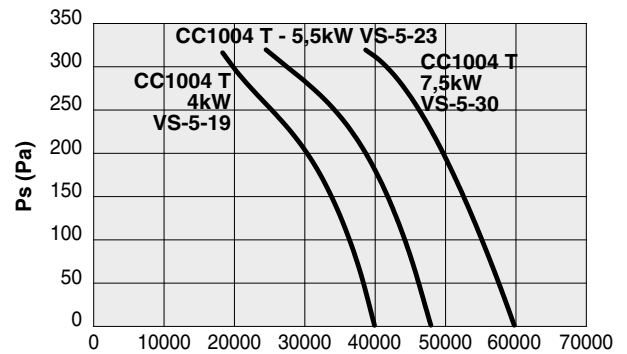
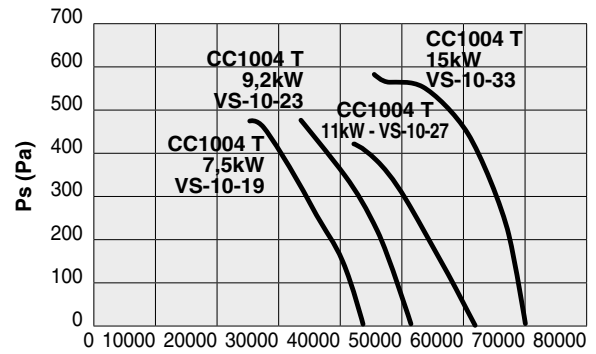
CC aspiratori | fans

## CC 1000

| Code    | Tipo Type | Modello Model | Girante Impeller | U | P   | Pm (kW) | In (A) | IP/CL | IE3 | Mot. (Gr) |
|---------|-----------|---------------|------------------|---|-----|---------|--------|-------|-----|-----------|
| 1CC1023 |           | VS-10-33      | T                | 4 | 15  | 28,30   | 28,30  | 55/F  | ✓   | 132       |
| 1CC1169 |           | VS-10-27      | T                | 4 | 11  | 20,90   | 20,90  | 55/F  | ✓   | 132       |
| 1CC1024 |           | VS-10-23      | T                | 4 | 9,2 | 17,60   | 17,60  | 55/F  | ✓   | 132       |
| 1CC1027 | 1004      | VS-10-19      | T                | 4 | 7,5 | 14,40   | 14,40  | 55/F  | ✓   | 132       |
| 1CC1190 |           | VS-5-30       | T                | 4 | 7,5 | 14,40   | 14,40  | 55/F  | ✓   | 132       |
| 1CC1191 |           | VS-5-23       | T                | 4 | 5,5 | 10,40   | 10,40  | 55/F  | ✓   | 132       |
| 1CC1192 |           | VS-5-19       | T                | 4 | 4,0 | 8,10    | 8,10   | 55/F  | ✓   | 112       |
| 1CC1016 | CC        | VS-10-33      | T                | 6 | 5,5 | 11,10   | 11,10  | 55/F  | ✓   | 132       |
| 1CC1163 |           | VS-10-23      | T                | 6 | 4,0 | 8,10    | 8,10   | 55/F  | ✓   | 132       |
| 1CC1164 |           | VS-10-19      | T                | 6 | 3,0 | 6,20    | 6,20   | 55/F  | ✓   | 132       |
| 1CC1193 | 1006      | VS-5-30       | T                | 6 | 2,2 | 5,00    | 5,00   | 55/F  | ✓   | 112       |
| 1CC1194 |           | VS-5-23       | T                | 6 | 1,5 | 3,50    | 3,50   | 55/F  | ✓   | 100       |
| 1CC1195 |           | VS-5-19       | T                | 6 | 1,1 | 2,80    | 2,80   | 55/F  | ✓   | 90        |
| 1CC1165 |           | VS-10-33      | T                | 8 | 2,2 | 5,50    | 5,50   | 55/F  | ✓   | 132       |
| 1CC1166 | 1008      | VS-10-23      | T                | 8 | 1,5 | 4,00    | 4,00   | 55/F  | ✓   | 112       |
| 1CC0108 |           | VS-10-19      | T                | 8 | 1,1 | 3,40    | 3,40   | 55/F  | ✓   | 100       |

## LIVELLI SONORI | SOUND LEVELS dB(A)

|         | Hz | dB(A) |     |     |     |      |      |      |      |     |
|---------|----|-------|-----|-----|-----|------|------|------|------|-----|
|         |    | 63    | 125 | 250 | 500 | 1000 | 2000 | 4000 | 8000 | TOT |
| 1CC1023 | Lw | 70    | 79  | 85  | 89  | 92   | 91   | 90   | 84   | 97  |
|         | Lp | 49    | 58  | 64  | 68  | 71   | 70   | 69   | 63   | 77  |
| 1CC1169 | Lw | 70    | 81  | 87  | 90  | 92   | 92   | 90   | 83   | 98  |
|         | Lp | 49    | 60  | 66  | 69  | 71   | 71   | 69   | 62   | 77  |
| 1CC1024 | Lw | 68    | 81  | 87  | 91  | 93   | 92   | 90   | 83   | 98  |
|         | Lp | 47    | 60  | 66  | 70  | 72   | 71   | 69   | 62   | 78  |
| 1CC1027 | Lw | 65    | 78  | 84  | 91  | 93   | 91   | 90   | 82   | 98  |
|         | Lp | 44    | 57  | 63  | 70  | 72   | 70   | 69   | 61   | 77  |
| 1CC1190 | Lw | 71    | 78  | 84  | 88  | 90   | 90   | 90   | 83   | 96  |
|         | Lp | 50    | 57  | 63  | 67  | 69   | 69   | 69   | 62   | 76  |
| 1CC1191 | Lw | 70    | 80  | 86  | 90  | 92   | 90   | 90   | 83   | 97  |
|         | Lp | 49    | 59  | 65  | 69  | 71   | 69   | 69   | 62   | 77  |
| 1CC1192 | Lw | 68    | 77  | 83  | 88  | 91   | 89   | 89   | 82   | 96  |
|         | Lp | 47    | 56  | 62  | 67  | 70   | 68   | 68   | 61   | 75  |
| 1CC1016 | Lw | 63    | 73  | 78  | 81  | 83   | 83   | 82   | 76   | 89  |
|         | Lp | 42    | 52  | 57  | 60  | 62   | 62   | 61   | 55   | 69  |
| 1CC1163 | Lw | 60    | 73  | 79  | 83  | 84   | 83   | 81   | 74   | 90  |
|         | Lp | 39    | 52  | 58  | 62  | 63   | 62   | 60   | 53   | 69  |
| 1CC1164 | Lw | 56    | 70  | 75  | 82  | 84   | 82   | 81   | 74   | 89  |
|         | Lp | 35    | 49  | 54  | 61  | 63   | 61   | 60   | 53   | 68  |
| 1CC1193 | Lw | 62    | 71  | 77  | 80  | 82   | 82   | 81   | 75   | 88  |
|         | Lp | 41    | 50  | 56  | 59  | 61   | 61   | 60   | 54   | 68  |
| 1CC1194 | Lw | 58    | 66  | 73  | 78  | 82   | 80   | 80   | 73   | 87  |
|         | Lp | 37    | 45  | 52  | 57  | 61   | 59   | 59   | 52   | 66  |
| 1CC1195 | Lw | 59    | 68  | 74  | 80  | 82   | 80   | 80   | 73   | 87  |
|         | Lp | 38    | 47  | 53  | 59  | 61   | 59   | 59   | 52   | 67  |
| 1CC1165 | Lw | 56    | 65  | 70  | 73  | 77   | 76   | 75   | 69   | 82  |
|         | Lp | 35    | 44  | 49  | 52  | 56   | 55   | 54   | 48   | 62  |
| 1CC1166 | Lw | 53    | 65  | 72  | 76  | 78   | 76   | 75   | 68   | 83  |
|         | Lp | 32    | 44  | 51  | 55  | 57   | 55   | 54   | 47   | 62  |
| 1CC0108 | Lw | 50    | 62  | 69  | 76  | 78   | 76   | 75   | 67   | 83  |
|         | Lp | 29    | 41  | 48  | 55  | 57   | 55   | 54   | 46   | 62  |

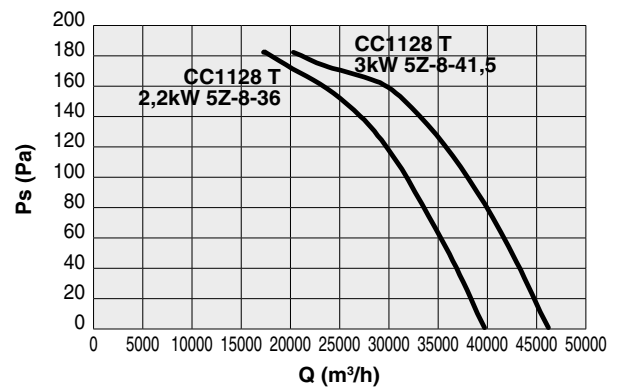
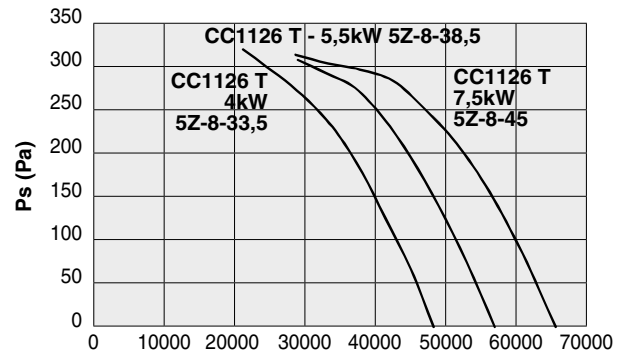


## CC 1120

| Code    | Tipo Type | Modello Model | Girante Impeller | U | P | Pm (kW) | In (A) | IP/CL | IE3 | Mot. (Gr) |
|---------|-----------|---------------|------------------|---|---|---------|--------|-------|-----|-----------|
| 1CC1173 | CC        | 1126          | 5Z-8-45          | T | 6 | 7,5     | 24,80  | 55/F  | ✓   | 160       |
| 1CC1174 |           |               | 5Z-8-38,5        | T | 6 | 5,5     | 11,10  | 55/F  | ✓   | 132       |
| 1CC1175 |           |               | 5Z-8-33,5        | T | 6 | 4,0     | 8,10   | 55/F  | ✓   | 132       |
| 1CC1176 | CC        | 1128          | 5Z-8-41,5        | T | 8 | 3,0     | 7,30   | 55/F  | ✓   | 132       |
| 1CC1177 |           |               | 5Z-8-36          | T | 8 | 2,2     | 5,50   | 55/F  | ✓   | 132       |

### LIVELLI SONORI | SOUND LEVELS dB(A)

| Code    | Tipo Type | Modello Model | Girante Impeller | LIVELLI SONORI   SOUND LEVELS dB(A) |    |     |     |     |      |      |      |      |     |
|---------|-----------|---------------|------------------|-------------------------------------|----|-----|-----|-----|------|------|------|------|-----|
|         |           |               |                  | Hz                                  | 63 | 125 | 250 | 500 | 1000 | 2000 | 4000 | 8000 | TOT |
| 1CC1173 | CC        | 1126          | 5Z-8-45          | Lw                                  | 78 | 85  | 90  | 88  | 88   | 86   | 84   | 76   | 95  |
|         |           |               |                  | Lp                                  | 58 | 65  | 70  | 68  | 68   | 66   | 64   | 56   | 75  |
| 1CC1174 | CC        | 1126          | 5Z-8-38,5        | Lw                                  | 71 | 78  | 84  | 86  | 88   | 86   | 84   | 75   | 93  |
|         |           |               |                  | Lp                                  | 50 | 57  | 64  | 65  | 68   | 65   | 63   | 54   | 72  |
| 1CC1175 | CC        | 1126          | 5Z-8-33,5        | Lw                                  | 68 | 81  | 90  | 89  | 90   | 86   | 84   | 75   | 96  |
|         |           |               |                  | Lp                                  | 47 | 60  | 69  | 68  | 69   | 65   | 63   | 54   | 75  |
| 1CC1176 | CC        | 1128          | 5Z-8-41,5        | Lw                                  | 64 | 71  | 76  | 78  | 80   | 79   | 77   | 68   | 85  |
|         |           |               |                  | Lp                                  | 43 | 50  | 55  | 57  | 59   | 58   | 56   | 47   | 65  |
| 1CC1177 | CC        | 1128          | 5Z-8-36          | Lw                                  | 64 | 76  | 85  | 83  | 83   | 80   | 78   | 69   | 90  |
|         |           |               |                  | Lp                                  | 43 | 55  | 64  | 62  | 62   | 59   | 57   | 48   | 69  |

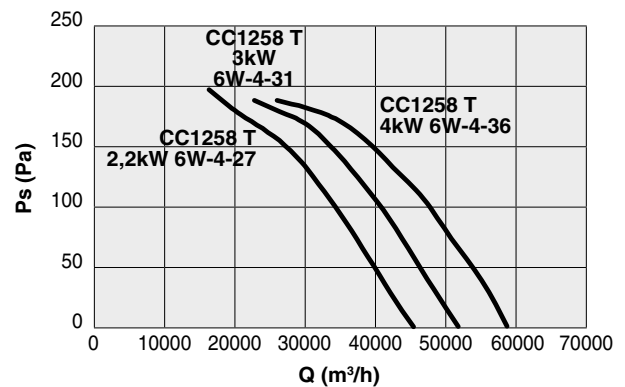
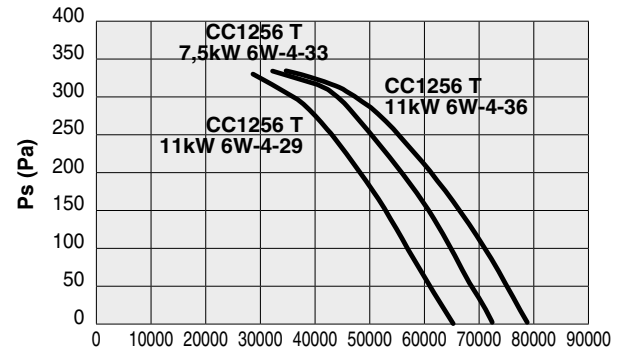


## CC 1250

| Code    | Tipo Type | Modello Model | Girante Impeller | U | P | Pm (kW) | In (A) | IP/CL | IE3 | Mot. (Gr) |
|---------|-----------|---------------|------------------|---|---|---------|--------|-------|-----|-----------|
| 1CC1206 | CC        | 1256          | 6W-4-36          | T | 6 | 11      | 21,40  | 55/F  | ✓   | 160       |
| 1CC1207 |           |               | 6W-4-33          | T | 6 | 7,5     | 24,80  | 55/F  | ✓   | 160       |
| 1CC1208 |           |               | 6W-4-29          | T | 6 | 5,5     | 11,10  | 55/F  | ✓   | 132       |
| 1CC1209 | CC        | 1258          | 6W-4-36          | T | 8 | 4,0     | 9,30   | 55/F  | ✓   | 160       |
| 1CC1210 |           |               | 6W-4-31          | T | 8 | 3,0     | 7,30   | 55/F  | ✓   | 132       |
| 1CC1211 |           |               | 6W-4-27          | T | 8 | 2,2     | 5,50   | 55/F  | ✓   | 132       |

### LIVELLI SONORI | SOUND LEVELS dB(A)

| Code    | Tipo Type | Modello Model | Girante Impeller | LIVELLI SONORI   SOUND LEVELS dB(A) |    |     |     |     |      |      |      |      |     |
|---------|-----------|---------------|------------------|-------------------------------------|----|-----|-----|-----|------|------|------|------|-----|
|         |           |               |                  | Hz                                  | 63 | 125 | 250 | 500 | 1000 | 2000 | 4000 | 8000 | TOT |
| 1CC1206 | CC        | 1256          | 6W-4-36          | Lw                                  | 73 | 80  | 86  | 90  | 92   | 91   | 91   | 85   | 98  |
|         |           |               |                  | Lp                                  | 52 | 59  | 65  | 69  | 71   | 70   | 70   | 64   | 77  |
| 1CC1207 | CC        | 1256          | 6W-4-33          | Lw                                  | 71 | 79  | 85  | 89  | 92   | 91   | 90   | 85   | 97  |
|         |           |               |                  | Lp                                  | 50 | 58  | 64  | 68  | 71   | 70   | 69   | 64   | 77  |
| 1CC1208 | CC        | 1256          | 6W-4-29          | Lw                                  | 67 | 75  | 82  | 88  | 91   | 90   | 90   | 84   | 96  |
|         |           |               |                  | Lp                                  | 46 | 54  | 61  | 67  | 70   | 69   | 69   | 63   | 76  |
| 1CC1209 | CC        | 1258          | 6W-4-36          | Lw                                  | 67 | 73  | 79  | 83  | 85   | 85   | 84   | 79   | 91  |
|         |           |               |                  | Lp                                  | 46 | 52  | 58  | 62  | 64   | 64   | 63   | 58   | 70  |
| 1CC1210 | CC        | 1258          | 6W-4-31          | Lw                                  | 62 | 69  | 75  | 81  | 84   | 84   | 83   | 77   | 90  |
|         |           |               |                  | Lp                                  | 41 | 48  | 54  | 60  | 63   | 63   | 62   | 56   | 69  |
| 1CC1211 | CC        | 1258          | 6W-4-27          | Lw                                  | 61 | 71  | 80  | 85  | 86   | 86   | 85   | 79   | 92  |
|         |           |               |                  | Lp                                  | 40 | 50  | 59  | 64  | 65   | 65   | 64   | 58   | 72  |



# PRESTAZIONI | PERFORMANCE

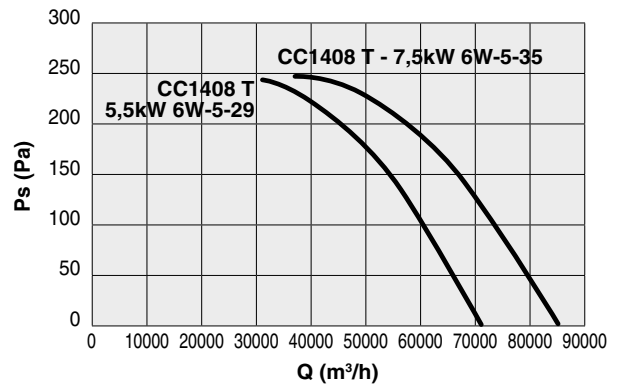
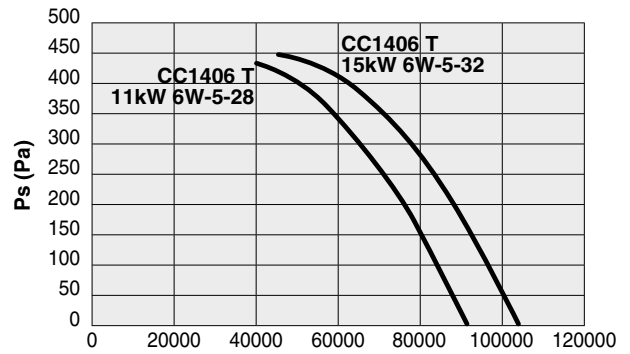
CC

## CC 1400

| Code    | Tipo Type | Modello Model | Girante Impeller | U | P | Pm (kW) | In (A) | IP/CL | IE3 | Mot. (Gr) |
|---------|-----------|---------------|------------------|---|---|---------|--------|-------|-----|-----------|
| 1CC1402 | CC        | 1406          | 6W-5-32          | T | 6 | 15      | 29,30  | 55/F  | ✓   | 180       |
| 1CC1403 |           |               | 6W-5-28          | T | 6 | 11      | 21,40  | 55/F  | ✓   | 160       |
| 1CC1404 | CC        | 1408          | 6W-5-35          | T | 8 | 7,5     | 16,40  | 55/F  | ✓   | 160       |
| 1CC1405 |           |               | 6W-5-29          | T | 8 | 5,5     | 12,80  | 55/F  | ✓   | 160       |

### LIVELLI SONORI | SOUND LEVELS dB(A)

|         | Hz | Sound Levels (dB(A)) |     |     |     |      |      |      |      |     |
|---------|----|----------------------|-----|-----|-----|------|------|------|------|-----|
|         |    | 63                   | 125 | 250 | 500 | 1000 | 2000 | 4000 | 8000 | TOT |
| 1CC1402 | Lw | 68                   | 78  | 85  | 89  | 92   | 92   | 92   | 86   | 98  |
|         | Lp | 47                   | 57  | 64  | 68  | 71   | 71   | 71   | 65   | 77  |
| 1CC1403 | Lw | 67                   | 78  | 85  | 90  | 92   | 91   | 91   | 85   | 98  |
|         | Lp | 46                   | 57  | 64  | 69  | 71   | 70   | 70   | 64   | 77  |
| 1CC1404 | Lw | 65                   | 75  | 82  | 87  | 89   | 88   | 87   | 82   | 94  |
|         | Lp | 44                   | 54  | 61  | 66  | 68   | 67   | 66   | 61   | 74  |
| 1CC1405 | Lw | 60                   | 70  | 77  | 82  | 84   | 84   | 85   | 79   | 90  |
|         | Lp | 39                   | 49  | 56  | 61  | 63   | 63   | 64   | 58   | 70  |

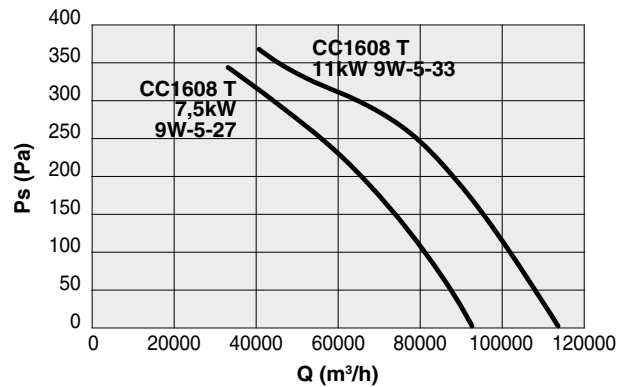
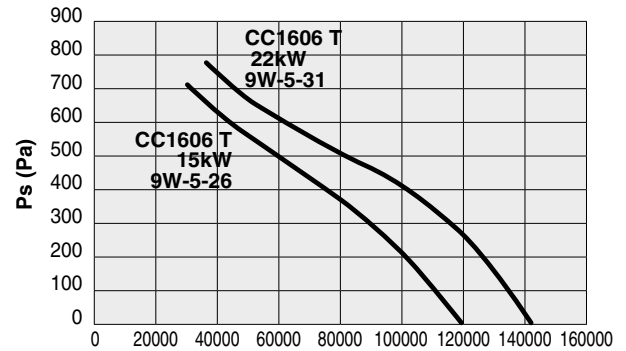


## CC 1600

| Code    | Tipo Type | Modello Model | Girante Impeller | U | P | Pm (kW) | In (A) | IP/CL | IE3 | Mot. (Gr) |
|---------|-----------|---------------|------------------|---|---|---------|--------|-------|-----|-----------|
| 1CC1601 | CC        | 1606          | 9W-5-31          | T | 6 | 22      | 42,00  | 55/F  | ✓   | 200       |
| 1CC1600 |           |               | 9W-5-26          | T | 6 | 15      | 29,30  | 55/F  | ✓   | 180       |
| 1CC8305 | CC        | 1608          | 9W-5-33          | T | 8 | 11      | 23,50  | 55/F  | ✓   | 180       |
| 1CC8365 |           |               | 9W-5-27          | T | 8 | 7,5     | 16,40  | 55/F  | -   | 160       |

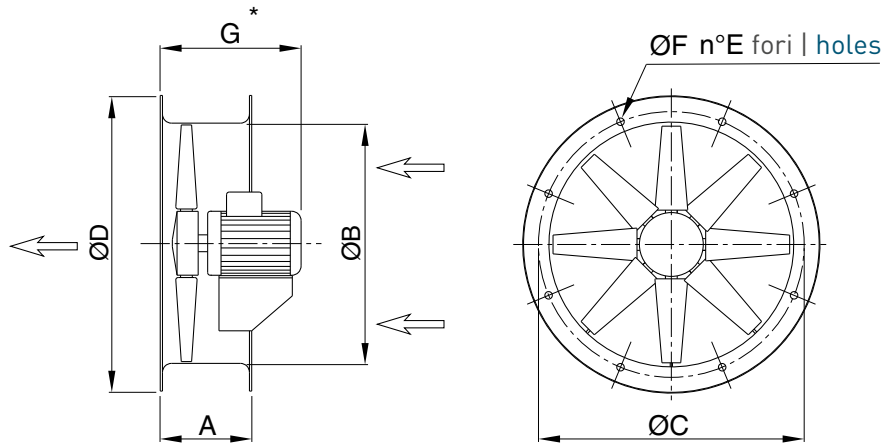
### LIVELLI SONORI | SOUND LEVELS dB(A)

|         | Hz | Sound Levels (dB(A)) |     |     |     |      |      |      |      |     |
|---------|----|----------------------|-----|-----|-----|------|------|------|------|-----|
|         |    | 63                   | 125 | 250 | 500 | 1000 | 2000 | 4000 | 8000 | TOT |
| 1CC1601 | Lw | 72                   | 83  | 89  | 94  | 97   | 97   | 98   | 93   | 103 |
|         | Lp | 51                   | 62  | 68  | 73  | 76   | 76   | 77   | 72   | 83  |
| 1CC1600 | Lw | 71                   | 83  | 91  | 99  | 100  | 98   | 97   | 91   | 105 |
|         | Lp | 50                   | 62  | 70  | 78  | 79   | 77   | 76   | 70   | 85  |
| 1CC1603 | Lw | 67                   | 78  | 85  | 90  | 92   | 91   | 92   | 86   | 98  |
|         | Lp | 46                   | 57  | 64  | 69  | 71   | 70   | 71   | 65   | 77  |
| 1CC1602 | Lw | 65                   | 77  | 85  | 92  | 93   | 91   | 91   | 85   | 98  |
|         | Lp | 44                   | 56  | 64  | 71  | 72   | 70   | 70   | 64   | 78  |



sez. 1.3

CC aspiratori | fans

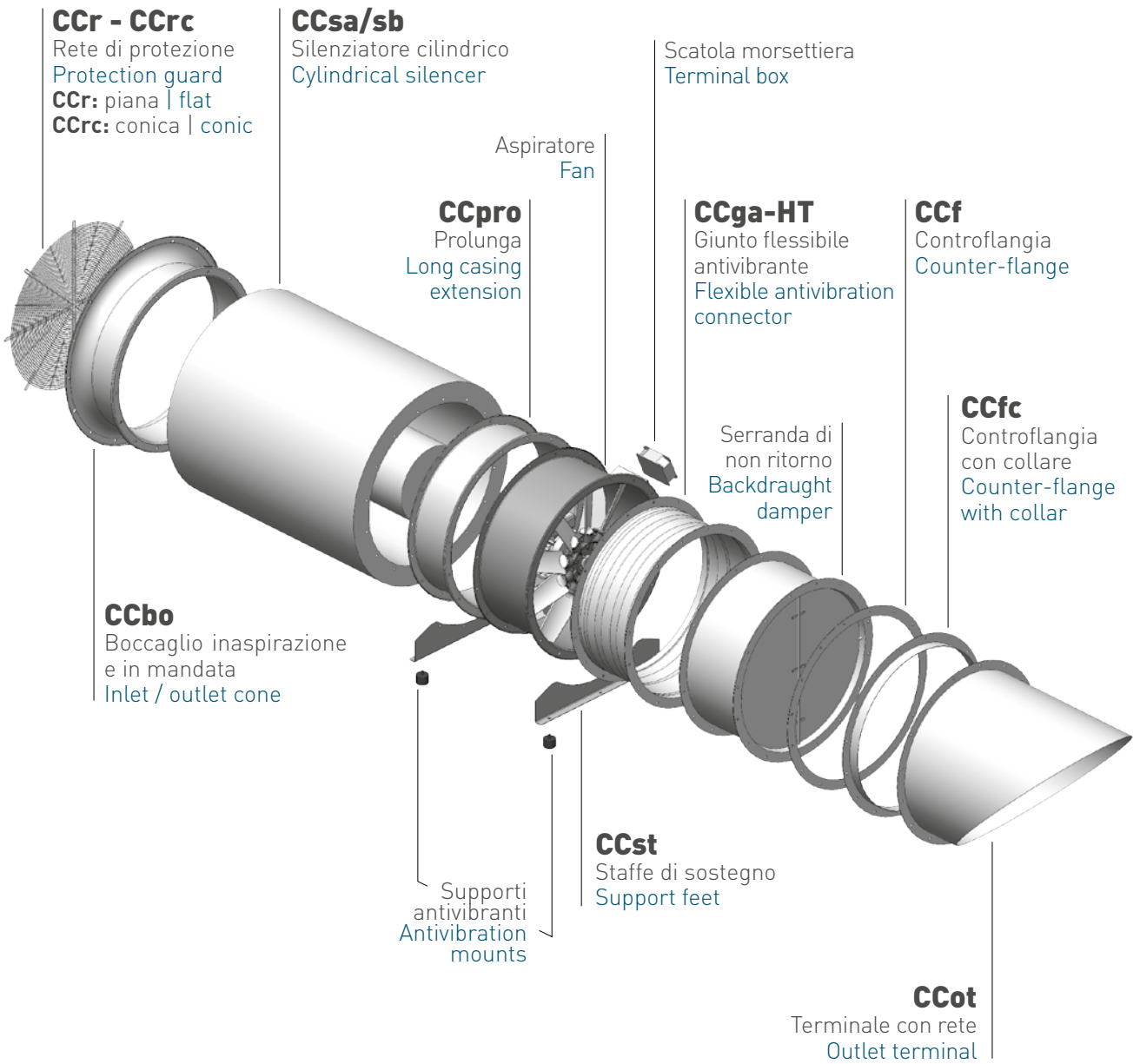


## CC

| TIPO   TYPE | A   | ØB   | ØC   | ØD   | n°E | ØF | G*  | Kg  |
|-------------|-----|------|------|------|-----|----|-----|-----|
| CC 31       | 200 | 305  | 355  | 395  | 8   | 10 | 380 | 13  |
| CC 35       | 200 | 355  | 395  | 446  | 8   | 10 | 380 | 15  |
| CC 40       | 230 | 405  | 450  | 496  | 8   | 12 | 430 | 17  |
| CC 45       | 230 | 455  | 500  | 546  | 8   | 12 | 430 | 19  |
| CC 50       | 250 | 505  | 560  | 598  | 12  | 12 | 440 | 28  |
| CC 56       | 250 | 565  | 620  | 658  | 12  | 12 | 440 | 30  |
| CC 63       | 250 | 635  | 690  | 730  | 12  | 12 | 500 | 33  |
| CC 71       | 250 | 708  | 770  | 810  | 16  | 12 | 520 | 52  |
| CC 80       | 350 | 808  | 860  | 910  | 16  | 12 | 590 | 90  |
| CC 90       | 350 | 908  | 970  | 1030 | 16  | 16 | 680 | 120 |
| CC 100      | 350 | 1010 | 1070 | 1130 | 16  | 16 | 750 | 215 |
| CC 112      | 350 | 1130 | 1190 | 1250 | 20  | 16 | 750 | 230 |
| CC 125      | 350 | 1260 | 1320 | 1380 | 20  | 16 | 750 | 260 |
| CC 140      | 450 | 1415 | 1470 | 1540 | 20  | 16 | 815 | 350 |
| CC 160      | 450 | 1615 | 1680 | 1730 | 24  | 18 | 940 | 470 |

Pesi indicativi | Indicative weights

\*Dimensione massima indicativa con motori standard | Indicative maximum size with standard motors.





## CCr - CCrc | RETI PROTEZIONE | PROTECTION GUARDS

Salvaguardano dal contatto accidentale con le parti in movimento del ventilatore. Realizzate in filo d'acciaio, a norma UNI 12499 e protette contro gli agenti atmosferici.  
**CCr**: versione piana (per cassa lunga e cassa corta lato girante).  
**CCrc**: versione conica (cassa corta lato motore).  
 Disponibile solo per CC.

They prevent from casual contact with moving parts of the fan. Manufactured in steel rod according to UNI 12499 standard and protected against atmospheric agents.  
**CCr**: flat version (for long case and short case on impeller side).  
**CCrc**: conic version (short case version on motor side).  
 Suitable on CC only.

### CCr

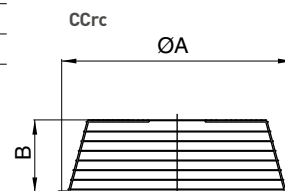
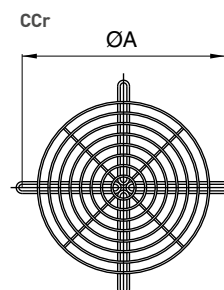
| Code    | Tipo   Type | ØA   | Kg  |
|---------|-------------|------|-----|
| 5RE9031 | CCr 31      | 355  | 0,6 |
| 5RE9035 | CCr 35      | 395  | 0,7 |
| 5RE9040 | CCr 40      | 450  | 0,8 |
| 5RE9045 | CCr 45      | 500  | 1,0 |
| 5RE9050 | CCr 50      | 560  | 1,3 |
| 5RE9056 | CCr 56      | 620  | 1,6 |
| 5RE9063 | CCr 63      | 690  | 1,9 |
| 5RE9071 | CCr 71      | 770  | 2,2 |
| 5RE9080 | CCr 80      | 860  | 3,0 |
| 5RE9090 | CCr 90      | 970  | 3,4 |
| 5RE9100 | CCr 100     | 1070 | 3,5 |
| 5RE9102 | CCr 112     | 1190 | 4,0 |
| 5RE9105 | CCr 125     | 1320 | 4,5 |
| 5RE9110 | CCr 140     | 1490 | 5,0 |
| 5RE9113 | CCr 160     | 1690 | 6,0 |

### CCrc

| Code    | Tipo   Type | ØA   | B   | Kg  |
|---------|-------------|------|-----|-----|
| 5RE1581 | CCrc 31     | 355  | 115 | 1   |
| 5RE1582 | CCrc 35     | 395  | 115 | 1,1 |
| 5RE1583 | CCrc 40     | 450  | 115 | 1,3 |
| 5RE1584 | CCrc 45     | 500  | 115 | 1,5 |
| 5RE1585 | CCrc 50     | 560  | 115 | 1,8 |
| 5RE1586 | CCrc 56     | 620  | 115 | 2,2 |
| 5RE1587 | CCrc 63     | 690  | 115 | 3   |
| 5RE1588 | CCrc 71     | 770  | 150 | 4,5 |
| 5RE1589 | CCrc 80     | 860  | 150 | 5,8 |
| 5RE1590 | CCrc 90     | 970  | 305 | 7   |
| 5RE1591 | CCrc 100    | 1070 | 305 | 8,5 |
| 5RE1592 | CCrc 112    | 1190 | 305 | 10  |
| 5RE1593 | CCrc 125    | 1320 | 305 | 11  |

1400/1600: su richiesta | upon request

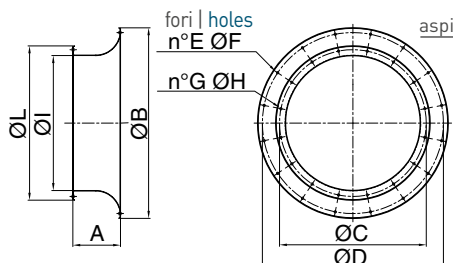
Dimensioni in mm | Dimensions in mm



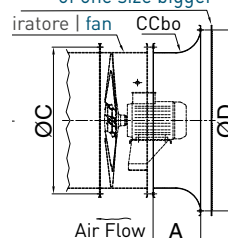
## CCbo | BOCCAGLIO | INLET/OUTLET CONE

Permette un maggiore rendimento del ventilatore nel caso di bocche non canalizzate. Costruito in lamiera d'acciaio, con una flangia, realizzata a norma UNI ISO 6580 - EUROVENT, per il fissaggio al tamburo del CC e una bocca di aspirazione/diffusione ad ampio raggio con fori di fissaggio per rete CCr (di una taglia superiore, Es. CCbo 71 + CCr 80). Verniciato a polveri epossipoliestiriche.

It allows a higher fan efficiency in case of installation with inlet or outlet not ducted. Manufactured in steel sheet, with one flange according to UNI ISO6580 - EUROVENT to be fitted to the CC fan, and an aerodynamically shaped bell mouth, with fixing holes for a protection guard (of one size bigger, example CCbo 71 + CCr 80). Protected against atmospheric agents by epoxy paint.



CCr di una taglia superiore of one size bigger



Esempi di installazione Installation example

| Code    | Tipo   Type | A   | ØB   | ØC   | ØD   | E  | ØF | G  | ØH | ØI   | ØL   | Kg   |
|---------|-------------|-----|------|------|------|----|----|----|----|------|------|------|
| 5B09631 | CCbo 31     | 175 | 442  | 355  | 395  | 8  | 10 | 8  | 10 | 307  | 395  | 4,5  |
| 5B09635 | CCbo 35     | 175 | 496  | 395  | 450  | 8  | 12 | 8  | 10 | 357  | 446  | 5    |
| 5B09640 | CCbo 40     | 175 | 546  | 450  | 500  | 8  | 12 | 8  | 12 | 407  | 496  | 5,6  |
| 5B09645 | CCbo 45     | 175 | 598  | 500  | 560  | 12 | 12 | 8  | 12 | 457  | 546  | 6,3  |
| 5B09650 | CCbo 50     | 190 | 658  | 560  | 620  | 12 | 12 | 12 | 12 | 507  | 598  | 8,5  |
| 5B09656 | CCbo 56     | 190 | 730  | 620  | 690  | 12 | 12 | 12 | 12 | 567  | 658  | 8,5  |
| 5B09663 | CCbo 63     | 190 | 810  | 690  | 770  | 16 | 12 | 12 | 12 | 637  | 730  | 9,8  |
| 5B09671 | CCbo 71     | 230 | 910  | 770  | 860  | 16 | 12 | 16 | 12 | 708  | 810  | 12,4 |
| 5B09680 | CCbo 80     | 250 | 1025 | 860  | 970  | 16 | 16 | 16 | 12 | 808  | 910  | 15,2 |
| 5B09690 | CCbo 90     | 300 | 1125 | 970  | 1070 | 16 | 16 | 16 | 16 | 910  | 1030 | 29,4 |
| 5B09700 | CCbo 100    | 300 | 1245 | 1070 | 1190 | 20 | 16 | 16 | 16 | 1010 | 1130 | 33,3 |
| 5B09712 | CCbo 112    | 300 | 1380 | 1190 | 1320 | 20 | 16 | 20 | 16 | 1130 | 1250 | 37,3 |
| 5B09725 | CCbo 125    | 300 | 1525 | 1320 | 1470 | 20 | 16 | 20 | 16 | 1260 | 1380 | 42,5 |
| 5B09740 | CCbo 140    | 300 | 1735 | 1470 | 1680 | 24 | 18 | 20 | 16 | 1415 | 1540 | 49,8 |
| 5B09760 | CCbo 160    | 300 | 1935 | 1680 | 1880 | 24 | 18 | 24 | 18 | 1615 | 1750 | 57,2 |

Dimensioni in mm | Dimensions in mm

N.B.: Il flusso dell'aria potrebbe cambiare da girante a motore | Airflow direction could vary from impeller to motor.



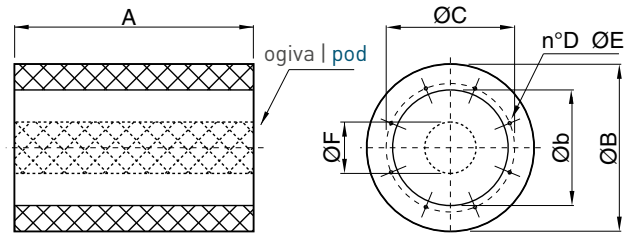


## CCsa | CCsb | SILENZIATORI CILINDRICI | CYLINDRICAL SILENCERS

I silenziatori cilindrici CCs sono disponibili in due versioni, senza ogiva (CCsa) e con ogiva (CCsb). La presenza dell'ogiva permette una maggiore attenuazione della rumorosità ma genera una perdita di carico aggiuntiva nell'impianto. Entrambe le versioni possono essere fissate alla flangia del CC corrispondente sia in aspirazione sia in mandata. La serie CCsa non genera perdite di carico aggiuntive. La serie CCsb, comporta una perdita di carico nella misura evidenziata nel diagramma di pagina 50. E' possibile fornire i silenziatori in versione di lunghezza pari a 1 - 1,5 - 2 volte il diametro (b). Questi silenziatori sono costruiti completamente in lamiera zincata, la parte interna e l'ogiva in lamiera forata al fine di permettere, efficacemente, l'azione del materasso fonoassorbente in lana minerale. La temperatura d'esercizio è compresa fra -40 e +150°C.

The cylindrical silencers CCs are available in two versions, without pod (CCsa) and with pod (CCsb). The presence of the pod allows a higher noise attenuation, but creates an additional pressure drop in the system. Both the versions can be fixed to the corresponding flange of the CC in inlet and outlet. The CCsa series doesn't create additional losses. The CCsb series gives an additional loss, as shown in the diagram at page 50.

Silencers can be provided with length equal to 1 - 1,5 - 2 times the diameter (b). These silencers are manufactured completely in galvanized steel. The internal part and the pod are made in perforated sheet, to effectively allow the sound absorption of the acoustic lining in mineral wool. The working temperature is included from -40°C and +150°C.



### CCsa / CCsb

| Tipo   Type | ØB   | Øb   | ØC   | D  | ØE  | ØF  |
|-------------|------|------|------|----|-----|-----|
| 31          | 455  | 315  | 355  | 8  | M8  | 140 |
| 35          | 495  | 355  | 395  | 8  | M8  | 200 |
| 40          | 540  | 400  | 450  | 8  | M10 | 200 |
| 45          | 610  | 450  | 500  | 8  | M10 | 245 |
| 50          | 660  | 500  | 560  | 12 | M10 | 245 |
| 56          | 720  | 560  | 620  | 12 | M10 | 295 |
| 63          | 790  | 630  | 690  | 12 | M10 | 295 |
| 71          | 870  | 710  | 770  | 16 | M10 | 380 |
| 80          | 1000 | 800  | 860  | 16 | M10 | 380 |
| 90          | 1100 | 900  | 970  | 16 | M12 | 380 |
| 100         | 1200 | 1000 | 1070 | 16 | M12 | 650 |
| 112         | 1320 | 1120 | 1190 | 20 | M12 | 650 |
| 125         | 1450 | 1250 | 1320 | 20 | M12 | 650 |

### CCsa

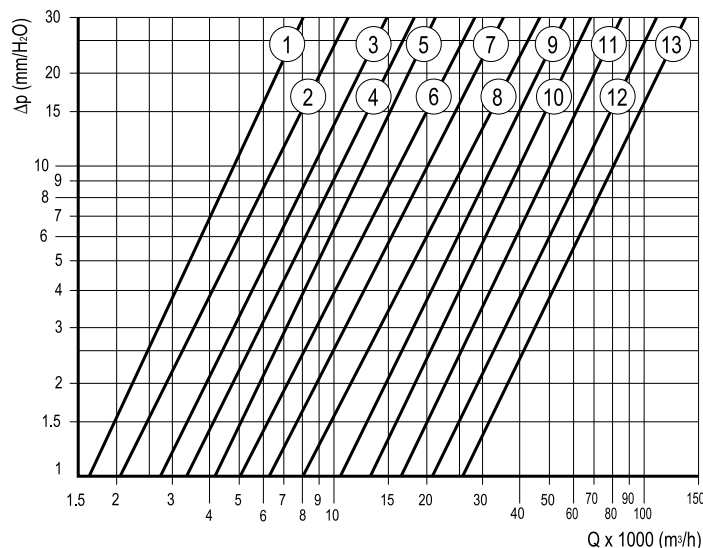
| Tipo   Type | A 1Ø | Kg  | A 1,5Ø | Kg  | A 2Ø | Kg  |
|-------------|------|-----|--------|-----|------|-----|
| CCsa 31     | 315  | 8   | 472    | 11  | 630  | 14  |
| CCsa 35     | 355  | 10  | 532    | 14  | 710  | 17  |
| CCsa 40     | 400  | 12  | 600    | 17  | 800  | 21  |
| CCsa 45     | 450  | 15  | 675    | 20  | 900  | 24  |
| CCsa 50     | 500  | 18  | 750    | 25  | 1000 | 32  |
| CCsa 56     | 560  | 21  | 840    | 28  | 1120 | 35  |
| CCsa 63     | 630  | 24  | 945    | 33  | 1260 | 43  |
| CCsa 71     | 710  | 35  | 1065   | 49  | 1420 | 63  |
| CCsa 80     | 800  | 43  | 1200   | 61  | 1600 | 79  |
| CCsa 90     | 900  | 70  | 1350   | 94  | 1800 | 112 |
| CCsa 100    | 1000 | 113 | 1500   | 137 | 2000 | 161 |
| CCsa 112    | 1120 | 130 | 1680   | 154 | 2240 | 178 |
| CCsa 125    | 1250 | 152 | 1875   | 185 | 2500 | 213 |

### CCsb

| Tipo   Type | A 1Ø | Kg  | A 1,5Ø | Kg  | A 2Ø | Kg  |
|-------------|------|-----|--------|-----|------|-----|
| CCsb 31     | 315  | 10  | 472    | 14  | 630  | 16  |
| CCsb 35     | 355  | 12  | 532    | 16  | 710  | 18  |
| CCsb 40     | 400  | 14  | 600    | 21  | 800  | 26  |
| CCsb 45     | 450  | 17  | 675    | 24  | 900  | 29  |
| CCsb 50     | 500  | 23  | 750    | 32  | 1000 | 39  |
| CCsb 56     | 560  | 28  | 840    | 37  | 1120 | 44  |
| CCsb 63     | 630  | 32  | 945    | 44  | 1260 | 55  |
| CCsb 71     | 710  | 44  | 1065   | 62  | 1420 | 78  |
| CCsb 80     | 800  | 56  | 1200   | 79  | 1600 | 101 |
| CCsb 90     | 900  | 130 | 1350   | 153 | 1800 | 175 |
| CCsb 100    | 1000 | 143 | 1500   | 180 | 2000 | 216 |
| CCsb 112    | 1120 | 165 | 1680   | 202 | 2240 | 238 |
| CCsb 125    | 1250 | 193 | 1875   | 240 | 2500 | 282 |

Dimensioni in mm - Codici a richiesta  
Dimensions in mm - Item code upon request

## CCsb | DIAGRAMMA perdita di carico SILENZIATORI | SILENCER with pod loss charge DIAGRAM



### CCsb

| Tipo   Type | n° |
|-------------|----|
| CCsb 31     | 1  |
| CCsb 35     | 2  |
| CCsb 40     | 3  |
| CCsb 45     | 4  |
| CCsb 50     | 5  |
| CCsb 56     | 6  |
| CCsb 63     | 7  |
| CCsb 71     | 8  |
| CCsb 80     | 9  |
| CCsb 90     | 10 |
| CCsb 100    | 11 |
| CCsb 112    | 12 |
| CCsb 125    | 13 |

N.B.: Versioni senza ogiva (CCsa) hanno perdita di carico irrilevante.  
Without pod (CCsa) loss charge irrelevant.



## SILENZIATORI CILINDRICI Cylindrical silencers

### CCsa silenzatori senza ogiva | without pod

Attenuazione in dB per banda di ottava (Hz)  
Octave spectrum (Hz) of noise attenuation in dB

|             |  | A= 1 x Øb |     |     |     |    |    |    |    |
|-------------|--|-----------|-----|-----|-----|----|----|----|----|
| Tipo   Type |  | 63        | 125 | 250 | 500 | 1K | 2K | 4K | 8K |
| 31          |  | 1         | 1   | 3   | 8   | 14 | 9  | 8  | 7  |
| 35          |  | 0         | 0   | 3   | 9   | 14 | 10 | 8  | 6  |
| 40          |  | 0         | 0   | 4   | 10  | 13 | 8  | 8  | 5  |
| 45          |  | 1         | 1   | 4   | 12  | 12 | 9  | 6  | 6  |
| 50          |  | 0         | 0   | 4   | 13  | 11 | 9  | 6  | 5  |
| 56          |  | 0         | 0   | 4   | 14  | 11 | 8  | 5  | 4  |
| 63          |  | 1         | 1   | 5   | 14  | 10 | 9  | 5  | 5  |
| 71          |  | 1         | 1   | 5   | 12  | 9  | 7  | 5  | 5  |
| 80          |  | 2         | 3   | 7   | 9   | 8  | 6  | 5  | 4  |
| 90          |  | 2         | 3   | 7   | 13  | 8  | 6  | 5  | 4  |
| 100         |  | 2         | 3   | 8   | 12  | 8  | 4  | 4  | 4  |
| 112         |  | 2         | 3   | 8   | 13  | 7  | 5  | 4  | 3  |
| 125         |  | 2         | 3   | 9   | 13  | 7  | 4  | 4  | 3  |

|             |  | A= 1,5 x Øb |     |     |     |    |    |    |    |
|-------------|--|-------------|-----|-----|-----|----|----|----|----|
| Tipo   Type |  | 63          | 125 | 250 | 500 | 1K | 2K | 4K | 8K |
| 31          |  | 1           | 2   | 5   | 12  | 19 | 13 | 11 | 8  |
| 35          |  | 0           | 0   | 5   | 12  | 21 | 13 | 11 | 9  |
| 40          |  | 1           | 1   | 5   | 14  | 19 | 12 | 10 | 8  |
| 45          |  | 1           | 1   | 6   | 17  | 17 | 13 | 9  | 8  |
| 50          |  | 1           | 1   | 6   | 18  | 17 | 12 | 9  | 7  |
| 56          |  | 1           | 2   | 7   | 20  | 15 | 11 | 8  | 5  |
| 63          |  | 1           | 2   | 7   | 20  | 14 | 12 | 8  | 6  |
| 71          |  | 2           | 2   | 7   | 18  | 11 | 9  | 6  | 7  |
| 80          |  | 2           | 5   | 10  | 13  | 12 | 9  | 7  | 7  |
| 90          |  | 2           | 5   | 11  | 16  | 11 | 7  | 7  | 5  |
| 100         |  | 2           | 5   | 12  | 17  | 10 | 6  | 6  | 5  |
| 112         |  | 3           | 5   | 12  | 18  | 8  | 6  | 5  | 4  |
| 125         |  | 3           | 6   | 12  | 17  | 8  | 5  | 5  | 4  |

|             |  | A= 2 x Øb |     |     |     |    |    |    |    |
|-------------|--|-----------|-----|-----|-----|----|----|----|----|
| Tipo   Type |  | 63        | 125 | 250 | 500 | 1K | 2K | 4K | 8K |
| 31          |  | 4         | 6   | 6   | 16  | 26 | 17 | 13 | 9  |
| 35          |  | 0         | 2   | 6   | 15  | 25 | 16 | 12 | 10 |
| 40          |  | 0         | 2   | 7   | 18  | 24 | 15 | 12 | 9  |
| 45          |  | 0         | 1   | 7   | 21  | 21 | 15 | 10 | 8  |
| 50          |  | 1         | 2   | 8   | 23  | 21 | 14 | 11 | 8  |
| 56          |  | 1         | 1   | 9   | 24  | 19 | 14 | 10 | 7  |
| 63          |  | 1         | 2   | 9   | 25  | 17 | 14 | 10 | 7  |
| 71          |  | 2         | 4   | 9   | 24  | 14 | 11 | 8  | 8  |
| 80          |  | 4         | 6   | 13  | 22  | 14 | 10 | 9  | 7  |
| 90          |  | 4         | 6   | 14  | 23  | 13 | 9  | 7  | 6  |
| 100         |  | 4         | 6   | 16  | 23  | 12 | 7  | 7  | 6  |
| 112         |  | 4         | 6   | 15  | 23  | 10 | 7  | 6  | 6  |
| 125         |  | 5         | 8   | 17  | 22  | 10 | 6  | 6  | 5  |

### CCsb silenzatori con ogiva | with pod

Attenuazione in dB per banda di ottava (Hz)  
Octave spectrum (Hz) of noise attenuation in dB

|             |  | A= 1 x Øb |     |     |     |    |    |    |    |
|-------------|--|-----------|-----|-----|-----|----|----|----|----|
| Tipo   Type |  | 63        | 125 | 250 | 500 | 1K | 2K | 4K | 8K |
| 31          |  | 0         | 1   | 4   | 9   | 16 | 17 | 13 | 10 |
| 35          |  | 0         | 0   | 4   | 11  | 22 | 21 | 15 | 12 |
| 40          |  | 0         | 1   | 4   | 11  | 20 | 18 | 14 | 11 |
| 45          |  | 0         | 1   | 6   | 14  | 21 | 19 | 13 | 9  |
| 50          |  | 1         | 2   | 5   | 13  | 20 | 16 | 11 | 8  |
| 56          |  | 1         | 1   | 6   | 15  | 21 | 17 | 11 | 8  |
| 63          |  | 1         | 1   | 6   | 15  | 19 | 16 | 10 | 8  |
| 71          |  | 1         | 2   | 7   | 15  | 20 | 18 | 12 | 10 |
| 80          |  | 2         | 3   | 9   | 12  | 17 | 15 | 9  | 8  |
| 90          |  | 2         | 4   | 8   | 15  | 16 | 11 | 8  | 7  |
| 100         |  | 4         | 8   | 14  | 20  | 24 | 21 | 14 | 10 |
| 112         |  | 4         | 6   | 13  | 20  | 21 | 14 | 8  | 7  |
| 125         |  | 4         | 7   | 12  | 18  | 19 | 10 | 6  | 6  |

|             |  | A= 1,5 x Øb |     |     |     |    |    |    |    |
|-------------|--|-------------|-----|-----|-----|----|----|----|----|
| Tipo   Type |  | 63          | 125 | 250 | 500 | 1K | 2K | 4K | 8K |
| 31          |  | 2           | 4   | 5   | 13  | 23 | 26 | 18 | 12 |
| 35          |  | 1           | 1   | 7   | 15  | 33 | 32 | 22 | 17 |
| 40          |  | 1           | 2   | 6   | 15  | 31 | 27 | 19 | 14 |
| 45          |  | 1           | 2   | 7   | 19  | 31 | 28 | 18 | 12 |
| 50          |  | 2           | 3   | 7   | 19  | 29 | 24 | 14 | 10 |
| 56          |  | 2           | 3   | 9   | 22  | 32 | 27 | 15 | 11 |
| 63          |  | 2           | 2   | 9   | 22  | 29 | 23 | 14 | 10 |
| 71          |  | 2           | 3   | 11  | 22  | 31 | 25 | 13 | 11 |
| 80          |  | 3           | 6   | 13  | 18  | 26 | 22 | 12 | 11 |
| 90          |  | 3           | 5   | 12  | 20  | 24 | 16 | 10 | 9  |
| 100         |  | 6           | 10  | 22  | 30  | 37 | 29 | 16 | 12 |
| 112         |  | 6           | 10  | 19  | 29  | 33 | 20 | 11 | 10 |
| 125         |  | 6           | 10  | 18  | 26  | 29 | 14 | 9  | 7  |

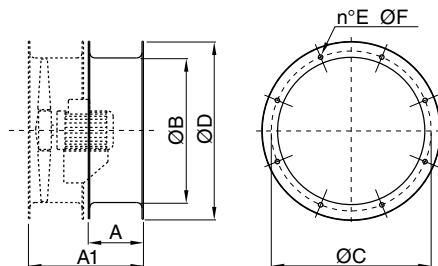
|             |  | A= 2 x Øb |     |     |     |    |    |    |    |
|-------------|--|-----------|-----|-----|-----|----|----|----|----|
| Tipo   Type |  | 63        | 125 | 250 | 500 | 1K | 2K | 4K | 8K |
| 31          |  | 3         | 6   | 7   | 17  | 32 | 33 | 22 | 17 |
| 35          |  | 1         | 2   | 8   | 19  | 40 | 39 | 27 | 20 |
| 40          |  | 1         | 2   | 9   | 20  | 37 | 35 | 23 | 16 |
| 45          |  | 2         | 3   | 10  | 23  | 39 | 36 | 21 | 15 |
| 50          |  | 2         | 3   | 10  | 24  | 38 | 32 | 18 | 12 |
| 56          |  | 1         | 2   | 12  | 27  | 41 | 35 | 18 | 12 |
| 63          |  | 2         | 3   | 11  | 27  | 37 | 29 | 15 | 12 |
| 71          |  | 3         | 5   | 14  | 29  | 41 | 32 | 18 | 15 |
| 80          |  | 3         | 6   | 16  | 29  | 35 | 26 | 15 | 12 |
| 90          |  | 4         | 7   | 17  | 30  | 34 | 20 | 12 | 11 |
| 100         |  | 7         | 13  | 28  | 39  | 47 | 38 | 19 | 13 |
| 112         |  | 8         | 14  | 26  | 36  | 42 | 24 | 13 | 11 |
| 125         |  | 7         | 13  | 25  | 35  | 37 | 17 | 11 | 9  |



## CCpro | PROLUNGA | LONG CASING EXTENSION (solo per | only for CC)

Permette la realizzazione, anche in sito, della versione a cassa lunga con girante e motore completamente protetti dalla cassa del ventilatore. Costruita in lamiera d'acciaio, con flange di fissaggio realizzate a norma UNI ISO 6580 - EUROVENT. Verniciata a polveri epossipoliestiriche. Completa di portellina d'ispezione e fori per passaggio cavi.

Turns the standard short case execution into a long case version, also at site, with impeller and motor completely protected inside the casing. Manufactured in steel sheet, with fixing flanges according to UNI ISO 6580 - EUROVENT standard. Protected against atmospheric agents by epoxy paint. Complete of inspection porthole and holes for cable.



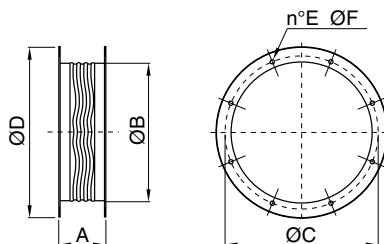
| Code    | Tipo   Type | A   | A1  | ØB   | ØC   | ØD   | E  | ØF | Kg |
|---------|-------------|-----|-----|------|------|------|----|----|----|
| 1CC9313 | CCpro 31    | 180 | 380 | 305  | 355  | 395  | 8  | 10 | 4  |
| 1CC9351 | CCpro 35    | 180 | 380 | 355  | 395  | 446  | 8  | 10 | 5  |
| 1CC9402 | CCpro 40    | 200 | 430 | 400  | 450  | 496  | 8  | 12 | 6  |
| 1CC9451 | CCpro 45    | 200 | 430 | 450  | 500  | 546  | 8  | 12 | 7  |
| 1CC9502 | CCpro 50    | 200 | 450 | 500  | 560  | 598  | 12 | 12 | 8  |
| 1CC9561 | CCpro 56    | 200 | 450 | 560  | 620  | 658  | 12 | 12 | 9  |
| 1CC9632 | CCpro 63    | 240 | 490 | 630  | 690  | 730  | 12 | 12 | 11 |
| 1CC9712 | CCpro 71    | 280 | 530 | 710  | 770  | 810  | 16 | 12 | 13 |
| 1CC9802 | CCpro 80    | 240 | 590 | 800  | 860  | 910  | 16 | 12 | 20 |
| 1CC9901 | CCpro 90    | 340 | 690 | 900  | 970  | 1030 | 16 | 16 | 31 |
| 1CC9912 | CCpro 100   | 410 | 760 | 1000 | 1070 | 1130 | 16 | 16 | 39 |
| 1CC9921 | CCpro 112   | 410 | 760 | 1120 | 1190 | 1250 | 20 | 16 | 58 |
| 1CC9927 | CCpro 125   | 410 | 760 | 1250 | 1320 | 1380 | 20 | 16 | 65 |
| 1CC9930 | CCpro 140   | 510 | 960 | 1415 | 1470 | 1540 | 20 | 16 | 88 |
| 1CC9931 | CCpro 160   | 510 | 960 | 1615 | 1680 | 1730 | 24 | 18 | 98 |

I codici riportati sono quelli della prolunga montata.  
The reported item codes are relative to the assembled extension.

## CCga | GIUNTO ANTIVIBRANTE | FLEXIBLE CONNECTORS

Impedisce la propagazione delle vibrazioni sulla canalizzazione. Costruito con due flange in lamiera d'acciaio, realizzate a norma UNI ISO 6580 - EUROVENT per il fissaggio al ventilatore e al canale, ed un nastro di collegamento flessibile e robusto. Temperature d'utilizzo -30°C +80°C. Parti in lamiera verniciate a polveri epossipoliestiriche. Per temperature d'utilizzo diverse sono previste costruzioni speciali.

It prevents the propagation of vibrations along the ducted system. Manufactured with two flanges in steel sheet, according to UNI ISO 6580 - EUROVENT standard for fixing to the fan and to the duct, and a strong flexible fabric joint. Working temperatures from -30°C to +80°C. Components in steel sheet protected against atmospheric agents by epoxy paint. Special executions are available for different working temperatures.



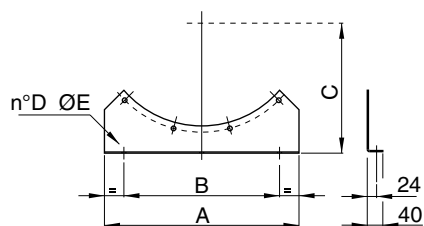
| Code    | Tipo   Type | A   | ØB   | ØC   | ØD   | E  | ØF | Kg |
|---------|-------------|-----|------|------|------|----|----|----|
| 1SU5310 | CCga 31     | 200 | 305  | 355  | 395  | 8  | 10 | 5  |
| 1SU5350 | CCga 35     | 200 | 355  | 395  | 446  | 8  | 10 | 6  |
| 1SU5400 | CCga 40     | 200 | 405  | 450  | 496  | 8  | 12 | 7  |
| 1SU5450 | CCga 45     | 200 | 455  | 500  | 546  | 8  | 12 | 8  |
| 1SU5500 | CCga 50     | 200 | 505  | 560  | 598  | 12 | 12 | 9  |
| 1SU5560 | CCga 56     | 200 | 565  | 620  | 658  | 12 | 12 | 10 |
| 1SU5630 | CCga 63     | 200 | 635  | 690  | 730  | 12 | 12 | 11 |
| 1SU5710 | CCga 71     | 200 | 708  | 770  | 810  | 16 | 12 | 13 |
| 1SU5800 | CCga 80     | 200 | 808  | 860  | 910  | 16 | 12 | 21 |
| 1SU5900 | CCga 90     | 200 | 908  | 970  | 1030 | 16 | 16 | 23 |
| 1SU6000 | CCga 100    | 200 | 1010 | 1070 | 1130 | 16 | 16 | 26 |
| 1SU6120 | CCga 112    | 200 | 1130 | 1190 | 1250 | 20 | 16 | 29 |
| 1SU6125 | CCga 125    | 200 | 1260 | 1320 | 1380 | 20 | 16 | 32 |

Dimensioni in mm | Dimensions in mm  
1400/1600: su richiesta | upon request

## CCst | STAFFE DI SOSTEGNO | SUPPORT FEET

Consentono l'ancoraggio del ventilatore a pavimento o soffitto. Realizzate in lamiera d'acciaio e verniciate a polveri epossipoliestiriche. Fornite a coppia.

Suitable to fasten the fan on the floor or to the ceiling. Manufactured in steel sheet and protected against atmospheric agents by epoxy paint. Supplied in sets of 2.



| Code*   | Tipo   Type | A    | B    | C   | D | ØE | Kg** |
|---------|-------------|------|------|-----|---|----|------|
| 1ST0310 | CCst 31     | 320  | 200  | 280 | 2 | 10 | 1,1  |
| 1ST0350 | CCst 35     | 350  | 250  | 300 | 2 | 10 | 1,25 |
| 1ST0400 | CCst 40     | 400  | 300  | 320 | 2 | 10 | 1,3  |
| 1ST0450 | CCst 45     | 450  | 350  | 350 | 2 | 10 | 1,5  |
| 1ST0500 | CCst 50     | 500  | 400  | 380 | 2 | 10 | 2,1  |
| 1ST0560 | CCst 56     | 560  | 460  | 410 | 2 | 10 | 2,5  |
| 1ST0630 | CCst 63     | 630  | 480  | 450 | 2 | 10 | 2,8  |
| 1ST0710 | CCst 71     | 710  | 550  | 490 | 2 | 10 | 3,1  |
| 1ST0800 | CCst 80     | 800  | 660  | 540 | 3 | 14 | 3,7  |
| 1ST0900 | CCst 90     | 900  | 760  | 600 | 3 | 14 | 4,5  |
| 1ST1000 | CCst 100    | 1000 | 860  | 640 | 3 | 14 | 4,8  |
| 1ST1120 | CCst 112    | 1120 | 980  | 710 | 3 | 14 | 6,8  |
| 1ST1250 | CCst 125    | 1250 | 950  | 770 | 3 | 14 | 7,8  |
| 1ST1400 | CCst 140    | 1400 | 1100 | 850 | 3 | 14 | 11   |
| 1ST1600 | CCst 160    | 1600 | 1300 | 960 | 3 | 16 | 21,5 |

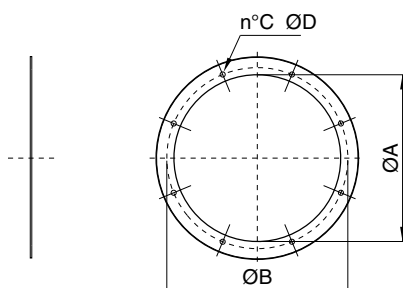
Dimensioni in mm - \* Codice della coppia - \*\* Peso di una staffa  
Dimensions in mm - \*Item code of the set of 2 - \*\*Weight of a single support



## CCf | CONTROFLANGIA | COUNTER FLANGE

Piastra a forma di anello provvista di fori a norma UNI ISO 6580 – EUROVENT. Viene utilizzata per facilitare il collegamento tra il canale ed il ventilatore.

Ring plate with holes according to UNI ISO6580 – EUROVENT standard, compatible with fan flange. It is used for easier connection between the CC fan and the duct.



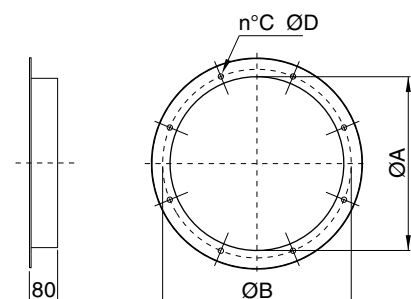
| Code    | Tipo   Type | ØA   | ØB   | C  | ØD | Kg  |
|---------|-------------|------|------|----|----|-----|
| 5B01031 | CCf 31      | 315  | 355  | 8  | 10 | 1,2 |
| 5B01035 | CCf 35      | 350  | 395  | 8  | 10 | 1,5 |
| 5B01040 | CCf 40      | 400  | 450  | 8  | 12 | 1,7 |
| 5B01045 | CCf 45      | 450  | 500  | 8  | 12 | 1,9 |
| 5B01050 | CCf 50      | 500  | 560  | 12 | 12 | 2,1 |
| 5B01056 | CCf 56      | 560  | 620  | 12 | 12 | 2,4 |
| 5B01063 | CCf 63      | 630  | 690  | 12 | 12 | 2,7 |
| 5B01071 | CCf 71      | 710  | 770  | 16 | 12 | 3,3 |
| 5B01081 | CCf 80      | 800  | 860  | 16 | 12 | 3,7 |
| 5B01092 | CCf 90      | 900  | 970  | 16 | 16 | 4,7 |
| 5B01110 | CCf 100     | 1000 | 1070 | 16 | 16 | 5,2 |
| 5B01212 | CCf 112     | 1120 | 1190 | 20 | 16 | 6,5 |
| 5B01210 | CCf 125     | 1250 | 1320 | 20 | 16 | 8   |
| -       | CCf 140     | 1415 | 1470 | 20 | 16 | 10  |
| -       | CCf 160     | 1615 | 1680 | 24 | 18 | 12  |

Dimensioni in mm - 1400/1600: codice a richiesta  
Dimensions in mm - item codes upon request

## CCfc | GIUNTO ANTIVIBRANTE | FLEXIBLE CONNECTORS

Controflangia a forma di anello con collare, provvista di fori a norma UNI ISO 6580 – EUROVENT. Viene utilizzata per facilitare il collegamento tra il canale ed il ventilatore.

Counter flange with addition of 80 mm of round duct. It is used for easier connection between the CC fan and the duct.

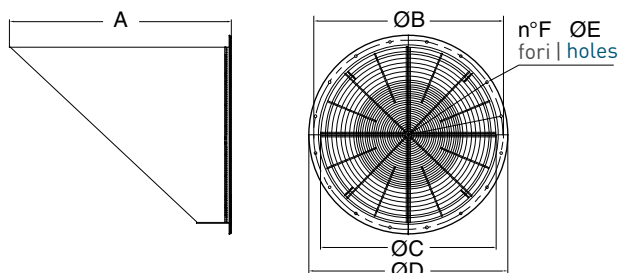


| Code    | Tipo   Type | ØA   | ØB   | C  | ØD | Kg  |
|---------|-------------|------|------|----|----|-----|
| 5B01531 | CCfc 31     | 305  | 355  | 8  | 10 | 1,3 |
| 5B01535 | CCfc 35     | 355  | 395  | 8  | 10 | 1,5 |
| 5B01540 | CCfc 40     | 405  | 450  | 8  | 12 | 1,7 |
| 5B01545 | CCfc 45     | 455  | 500  | 8  | 12 | 2   |
| 5B01550 | CCfc 50     | 505  | 560  | 12 | 12 | 2,2 |
| 5B01556 | CCfc 56     | 565  | 620  | 12 | 12 | 2,5 |
| 5B01563 | CCfc 63     | 635  | 690  | 12 | 12 | 2,9 |
| 5B01571 | CCfc 71     | 710  | 770  | 16 | 12 | 3,3 |
| 5B01580 | CCfc 80     | 808  | 860  | 16 | 12 | 3,8 |
| 5B01590 | CCfc 90     | 908  | 970  | 16 | 16 | 4,2 |
| 5B01600 | CCfc 100    | 1010 | 1070 | 16 | 16 | 5   |
| 5B01620 | CCfc 112    | 1130 | 1190 | 20 | 16 | 5,8 |
| 5B01625 | CCfc 125    | 1260 | 1320 | 20 | 16 | 6,5 |

Dimensioni in mm | Dimensions in mm  
1400/1600: su richiesta | upon request

## CCot | TERMINALE CON RETE | OUTLET TERMINAL

Terminale parapiooggia con rete di protezione.  
Outlet terminal with protection guard.



| Code    | Tipo   Type | ØA   | ØB   | ØC   | ØD   | ØE | F  | Kg   |
|---------|-------------|------|------|------|------|----|----|------|
| 5TR0500 | CCot 400    | 550  | 450  | 400  | 503  | 8  | 12 | 10   |
| 5TR0501 | CCot 450    | 600  | 500  | 450  | 553  | 8  | 12 | 11   |
| 5TR0502 | CCot 500    | 655  | 560  | 500  | 603  | 12 | 12 | 12,5 |
| 5TR0503 | CCot 560    | 710  | 620  | 560  | 663  | 12 | 12 | 15   |
| 5TR0504 | CCot 630    | 785  | 690  | 630  | 733  | 12 | 12 | 18   |
| 5TR0505 | CCot 710    | 865  | 770  | 710  | 813  | 16 | 12 | 22   |
| 5TR0506 | CCot 800    | 950  | 860  | 800  | 903  | 16 | 12 | 39   |
| 5TR0507 | CCot 900    | 1050 | 970  | 900  | 1013 | 16 | 16 | 48   |
| 5TR0508 | CCot 1000   | 1200 | 1070 | 1000 | 1113 | 16 | 16 | 80   |
| 5TR0509 | CCot 1120   | 1325 | 1190 | 1120 | 1233 | 20 | 16 | 97   |
| 5TR0510 | CCot 1250   | 1455 | 1320 | 1250 | 1367 | 20 | 16 | 118  |

Dimensioni in mm | Dimensions in mm