



# REC 320 TC

## Centralized Heat Recovery Unit

Up to 10 rooms

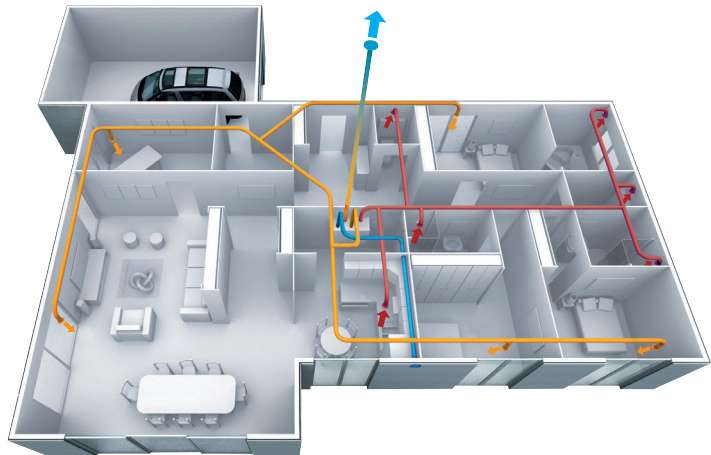
### Energy class A (EC Versions)

- Tested by BRE according to EN308
- Integrated by-pass

## DESCRIPTION

- High efficiency centralized heat recovery unit with thermal efficiency up to 93%.
- Provided with brushless motor for an optimal combination between high performance, silence and low energy consumption.
- Ideal for houses up to 10 rooms.
- Installation configuration: 5 intake points and 5 extract points.
- Max airflow 320 m<sup>3</sup>/h.
- Centralized heat recovery unit for vertical installation.
- Suitable for ø 125 mm ducting system.
- Casing made in galvanized steel sheet with epoxy finish
- Internal panels in PPE for a perfect thermal and acoustic insulation.
- Integrate or optional by-pass.
- Multispeed high efficiency motors.
- Low sound level.
- Integrated filter system class G4.
- Supplied with control panel
- IPX4.
- Comply with EN 60335-2-80, B.T. 2006/95/CE, EMC 2004/108/CE
- Performance measured by BRE according to EN 13141-7, EN 13101-4, EN 5801 and EN 308.
- **CE** marked

## OPERATION




The centralized HRU is located in a technical room or in a false ceiling. The hot internal air extracted from the premises goes through a heat exchanger before being expelled outside. The fresh air coming from outside is first filtered and then goes through the exchanger where it recuperates the heat released by the extracted air.


## CONTROLLER

**REC 320 TC is supplied** with a remote Panel Touch controller with coloured screen. The panel allows to manually or automatically manage (through the weekly programming) the following functions:

- The Speed/ventilation level regulation
- The ventilation modality (by-pass function, free-cooling, only extraction, only immission)
- The threshold humidity level over which the unit increases its speed
- The post-ventilation function (Timer function, adjustable from 0 to 30 minutes) to delay the switching of the unit at the minimum speed)
- The Sleep modality that allow to have the unit running silently at low speed during the night

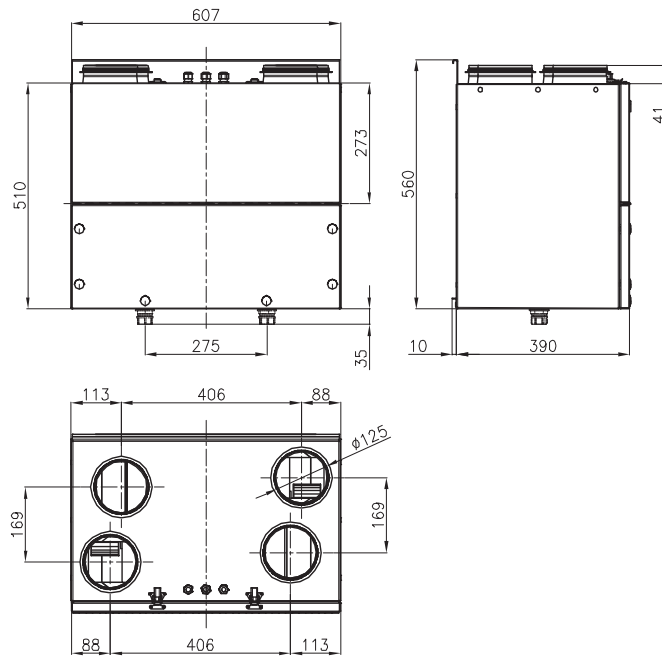


# PERFORMANCE

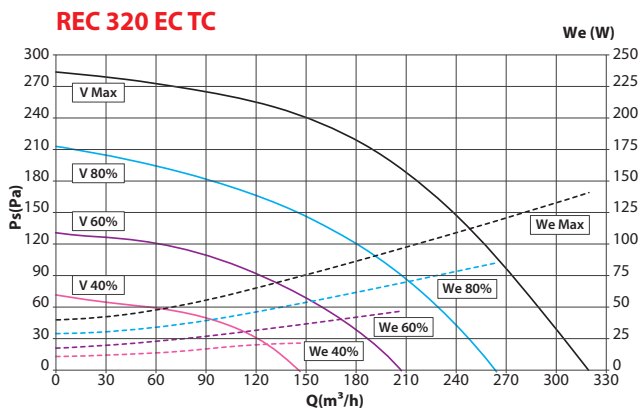
| MODEL  | AIRFLOW MAX       |     | V<br>at 50 Hz | W<br>max | A<br>max | dB (A)* | Kg |
|--|-------------------|-----|---------------|----------|----------|---------|----|
|  | m <sup>3</sup> /h | l/s |               |          |          |         |    |
| REC 320 EC PLUS TC  | 320               | 89  | 230           | 100      | 0,90     | 26      | 28 |

\* Lp(A) at 3 m in open field

# DIMENSIONS (mm)



# CURVES



# EFFICIENCY GRAPH

