

## Wiring diagrams

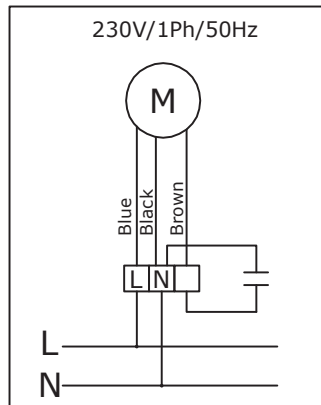
Verificare sempre il corretto collegamento rispetto a quanto riportato sul motore.  
Always check the correct connection according to the data reported on the motor.

SERIE SERIES	Trifase / Three-phase		Monofase / Single-phase	
	SCHEMA DIAGRAM n°	Pag.	SCHEMA DIAGRAM n°	Pag.
AC	SE06	322	SE11	327
AL	SE06	322		
AL-ATX	SE06	322		
AXB	SE01T	317	SE01M	317
AXC	SE07	323		
BOX-CA	SE06	322		
BOX-D	SE02T	318	SE02M	318
BOX-T	SE06	322		
BOX-T HT	SE06	322		
CC	SE06	322	SE11	327
CC-ATX	SE06	322	SE12	328
CCB	SE06	322		
CC-HP	SE06	322		
CC-HT	SE06	322		
CC-JC (CO)	SE04	320		
CC-JD (CO)	SE04	320		
CC-JD LP (CO)	SE04	320		
CCP	SE05T	321	SE05M	321
CC-SHT	SE06	322		
CCZ	SE05T	321	SE05M	321
DA	SE02T	318	SE02M	318
DA-T	NN		NN	
DIC	SE06	322	SE11	327
DIC-ATX	SE06	322	SE12	328
ERM-EX			SE13	329
F	SE06	322	SE11	327
FC	SE06	322	SE11	327
FC-2V	SE04	320		
FC-AT	SE06	322		
FC-AT-2V	SE04	320		
FC-ATX	SE06	322	SE12	328
FC-HT	SE06	322		
FCV	SE06	322	SE11	327
FCV-2V	SE04	320		
FCV-ATX	SE06	322	SE12	328
LINE METAL	SE07	323		
MINI-BOX	SE03	319		
PQL	SE06	322		
PQL-ATX	SE06	322		
PR-AC	SE06	322	SE11	327
PR-AC-ATX	SE06	322		
PRL	SE06	322		
PRL-ATX	SE06	322		
PRQ	SE06	322		
PRQ-HT	SE06	322		
PSL	SE06	322		
PSL-ATX	SE06	322		
PVL	SE06	322		
PVL-ATX	SE06	322		
QCL	SE10T	326	SE10M	326
QCM	SE06	322	SE11	327
QCS			SE09	325
REA	SE08T	324	SE08M	324
REV	SE08T	324	SE08M	324
S-CUBE	SE06	322	SE11	327
S-CUBE KAT	SE06	322	SE11	327
SS-BOX	NN		NN	
TC-HT	SE06	322		
ZOO	SE06	322		

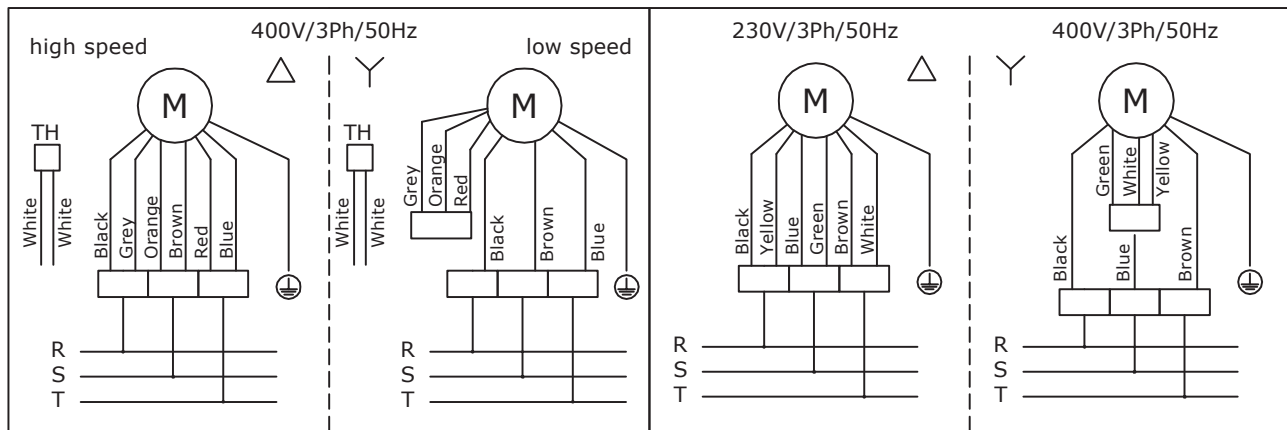
Verificare sempre il corretto collegamento rispetto a quanto riportato sul motore.  
Always check the correct connection according to the data reported on the motor.

### SE01

SE01 M



SE01 T



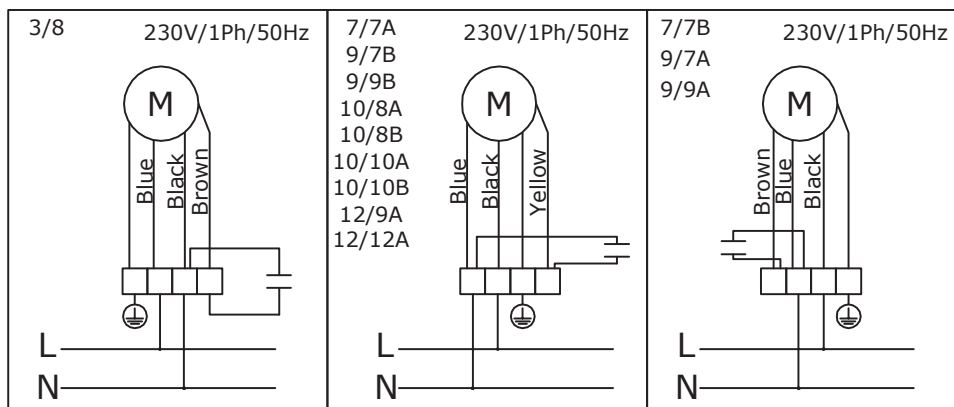
**High speed:** Alta velocità  
**Low speed:** Bassa velocità

**Black:** nero  
**Blue:** blu  
**Brown:** marrone  
**Grey:** grigio  
**Orange:** arancio  
**Red:** rosso  
**White:** bianco  
**Yellow:** giallo  
**Green:** verde

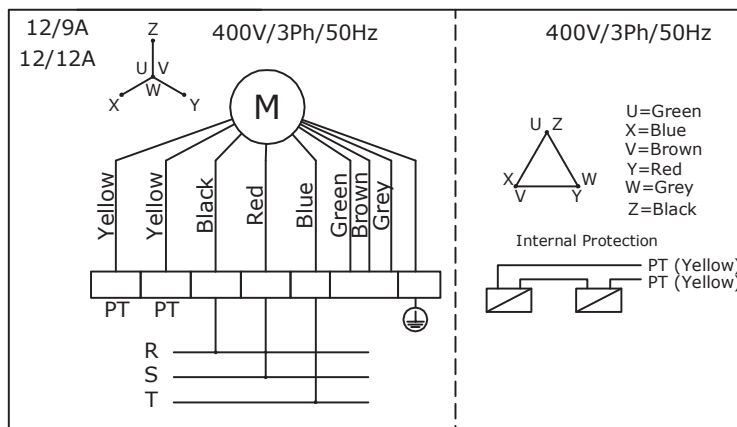
Verificare sempre il corretto collegamento rispetto a quanto riportato sul motore.  
Always check the correct connection according to the data reported on the motor.

### SE02

#### SE02 M



#### SE02 T

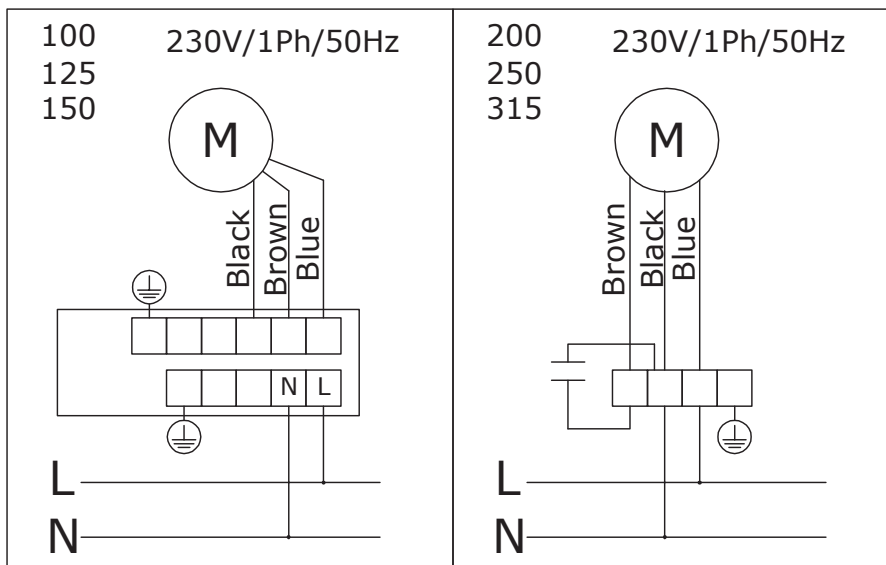


**High speed:** Alta velocità  
**Low speed:** Bassa velocità

**Black:** nero  
**Blue:** blu  
**Brown:** marrone  
**Grey:** grigio  
**Orange:** arancio  
**Red:** rosso  
**White:** bianco  
**Yellow:** giallo  
**Green:** verde

Verificare sempre il corretto collegamento rispetto a quanto riportato sul motore.  
Always check the correct connection according to the data reported on the motor.

### SE03

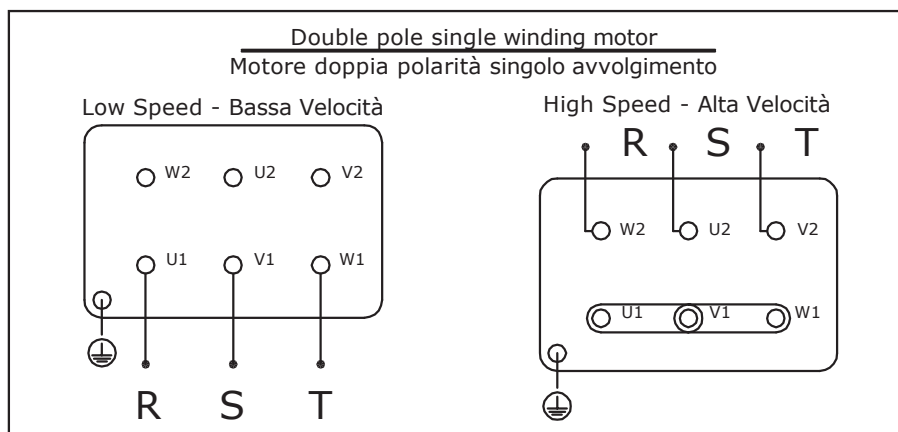
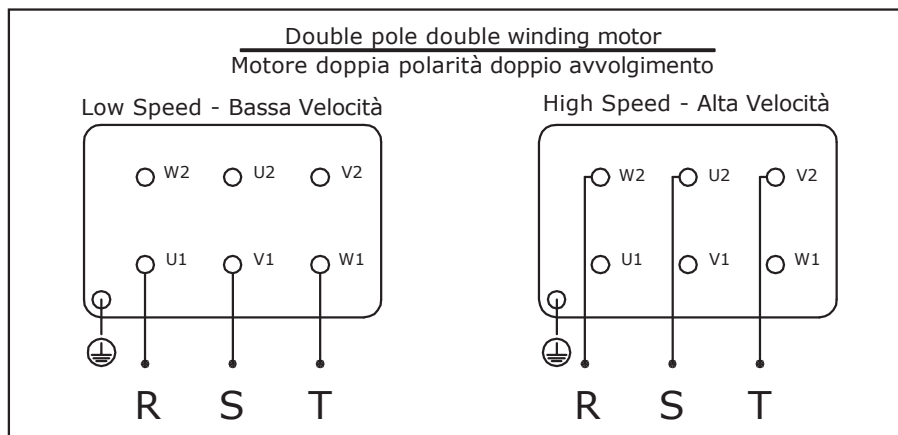


**High speed:** Alta velocità  
**Low speed:** Bassa velocità

**Black:** nero  
**Blue:** blu  
**Brown:** marrone  
**Grey:** grigio  
**Orange:** arancio  
**Red:** rosso  
**White:** bianco  
**Yellow:** giallo  
**Green:** verde

Verificare sempre il corretto collegamento rispetto a quanto riportato sul motore.  
Always check the correct connection according to the data reported on the motor.

### SE04



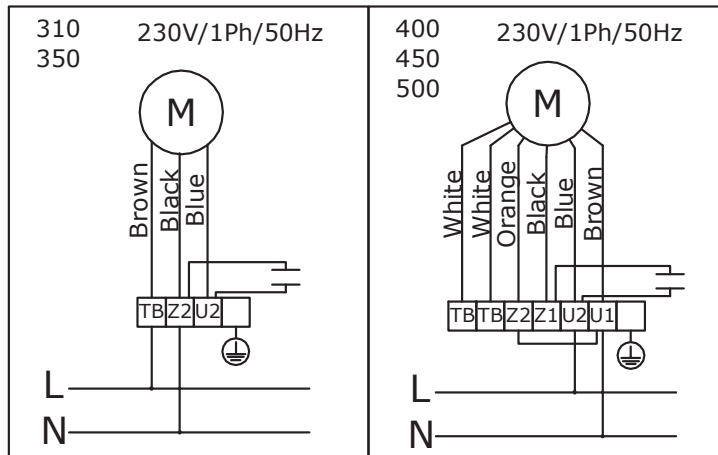
**High speed:** Alta velocità  
**Low speed:** Bassa velocità

**Black:** nero  
**Blue:** blu  
**Brown:** marrone  
**Grey:** grigio  
**Orange:** arancio  
**Red:** rosso  
**White:** bianco  
**Yellow:** giallo  
**Green:** verde

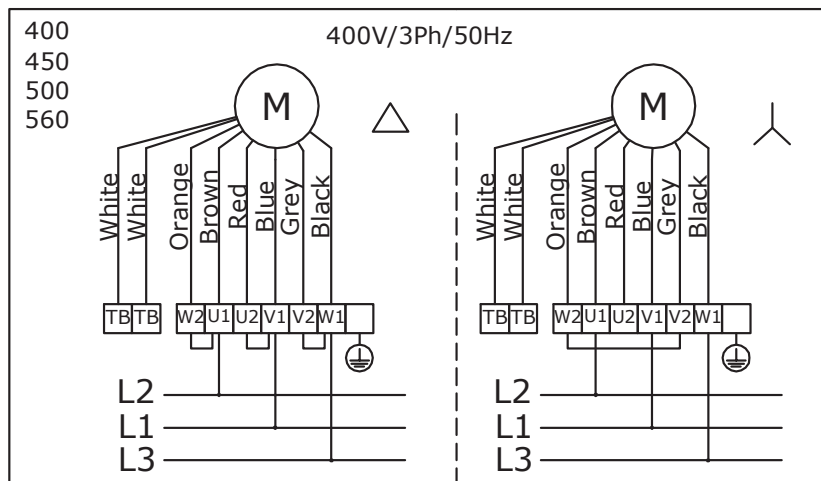
Verificare sempre il corretto collegamento rispetto a quanto riportato sul motore.  
Always check the correct connection according to the data reported on the motor.

### SE05

#### SE05 M



#### SE05 T

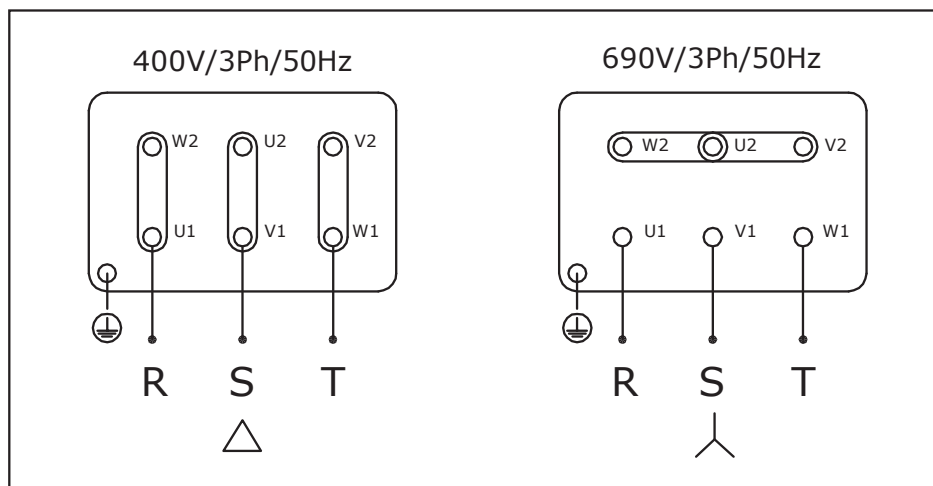
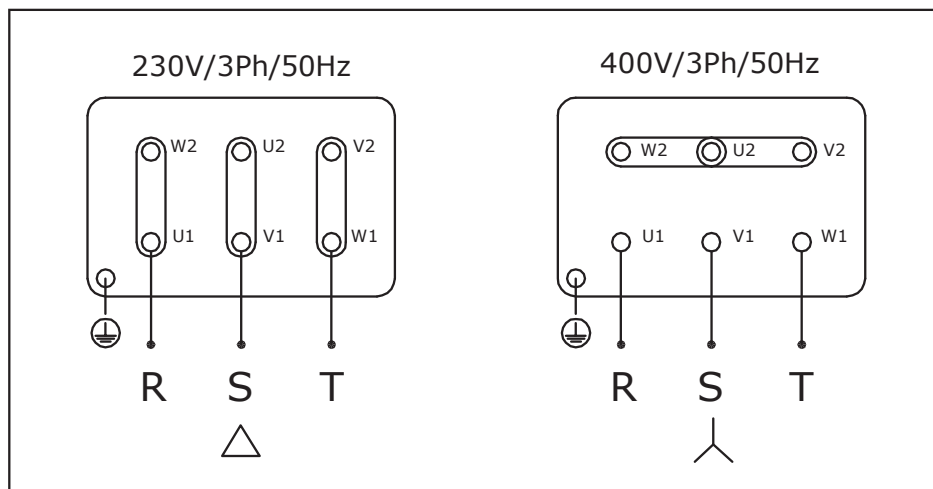


**High speed:** Alta velocità  
**Low speed:** Bassa velocità

**Black:** nero  
**Blue:** blu  
**Brown:** marrone  
**Grey:** grigio  
**Orange:** arancio  
**Red:** rosso  
**White:** bianco  
**Yellow:** giallo  
**Green:** verde

Verificare sempre il corretto collegamento rispetto a quanto riportato sul motore.  
Always check the correct connection according to the data reported on the motor.

### SE06

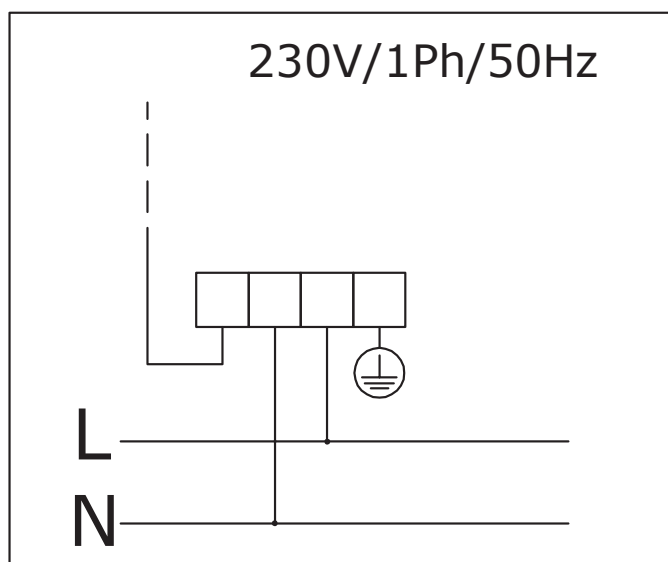


**High speed:** Alta velocità  
**Low speed:** Bassa velocità

**Black:** nero  
**Blue:** blu  
**Brown:** marrone  
**Grey:** grigio  
**Orange:** arancio  
**Red:** rosso  
**White:** bianco  
**Yellow:** giallo  
**Green:** verde

Verificare sempre il corretto collegamento rispetto a quanto riportato sul motore.  
Always check the correct connection according to the data reported on the motor.

### SE07



**High speed:** Alta velocità  
**Low speed:** Bassa velocità

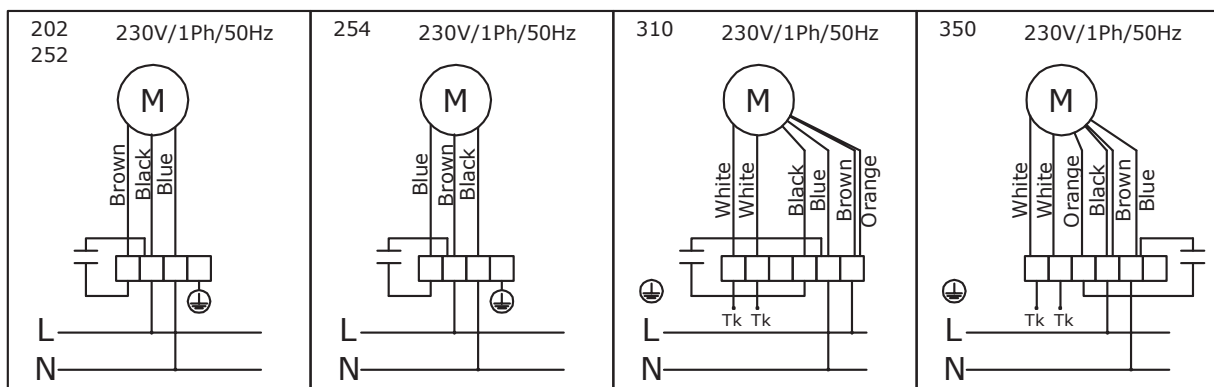
**Black:** nero  
**Blue:** blu  
**Brown:** marrone  
**Grey:** grigio  
**Orange:** arancio  
**Red:** rosso  
**White:** bianco  
**Yellow:** giallo  
**Green:** verde



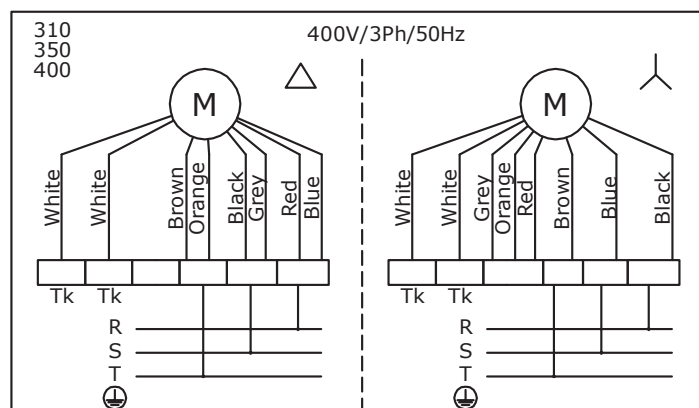
Verificare sempre il corretto collegamento rispetto a quanto riportato sul motore.  
Always check the correct connection according to the data reported on the motor.

### SE08

#### SE08 M



#### SE08 T

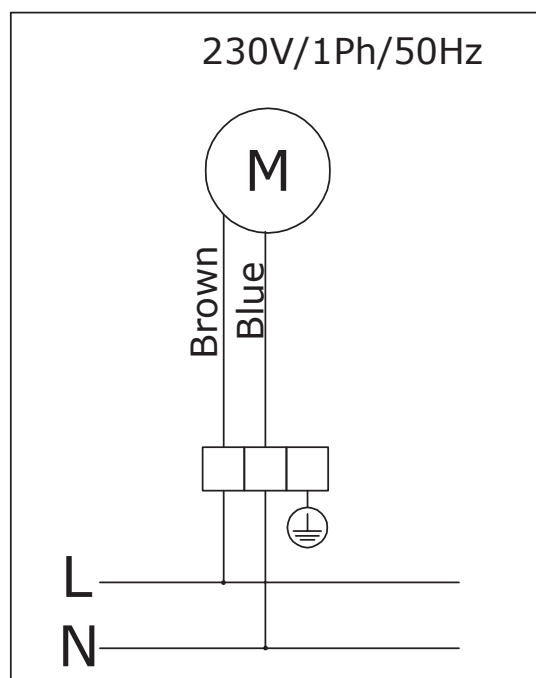


**High speed:** Alta velocità  
**Low speed:** Bassa velocità

**Black:** nero  
**Blue:** blu  
**Brown:** marrone  
**Grey:** grigio  
**Orange:** arancio  
**Red:** rosso  
**White:** bianco  
**Yellow:** giallo  
**Green:** verde

Verificare sempre il corretto collegamento rispetto a quanto riportato sul motore.  
Always check the correct connection according to the data reported on the motor.

### SE09



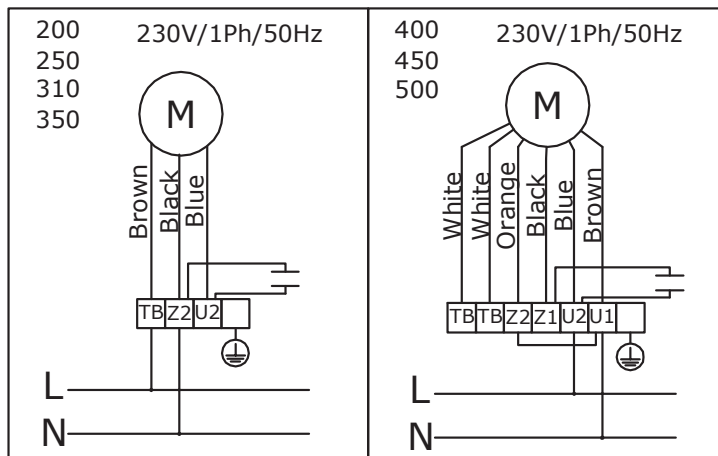
**High speed:** Alta velocità  
**Low speed:** Bassa velocità

**Black:** nero  
**Blue:** blu  
**Brown:** marrone  
**Grey:** grigio  
**Orange:** arancio  
**Red:** rosso  
**White:** bianco  
**Yellow:** giallo  
**Green:** verde

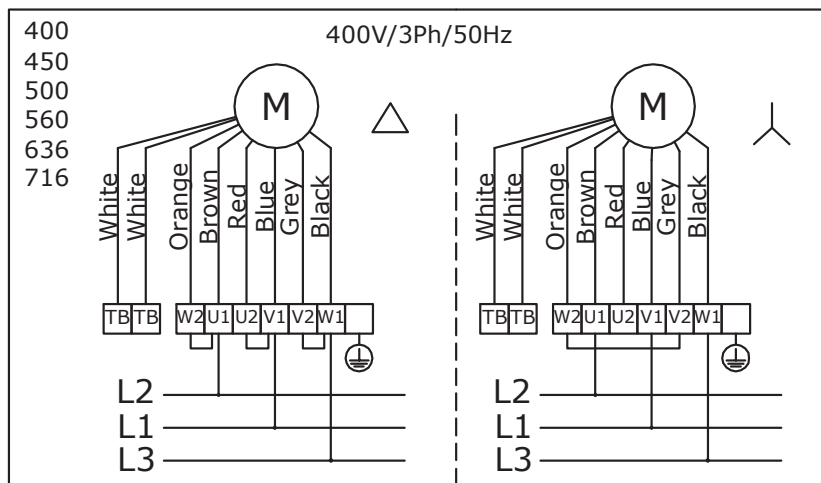
Verificare sempre il corretto collegamento rispetto a quanto riportato sul motore.  
Always check the correct connection according to the data reported on the motor.

### SE10

#### SE10 M



#### SE10 T

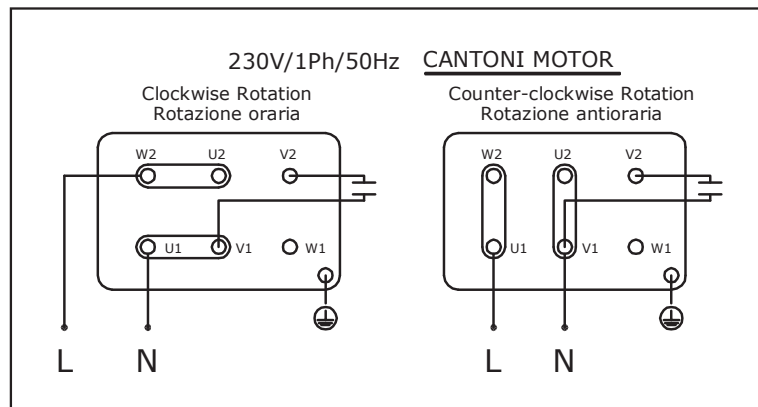
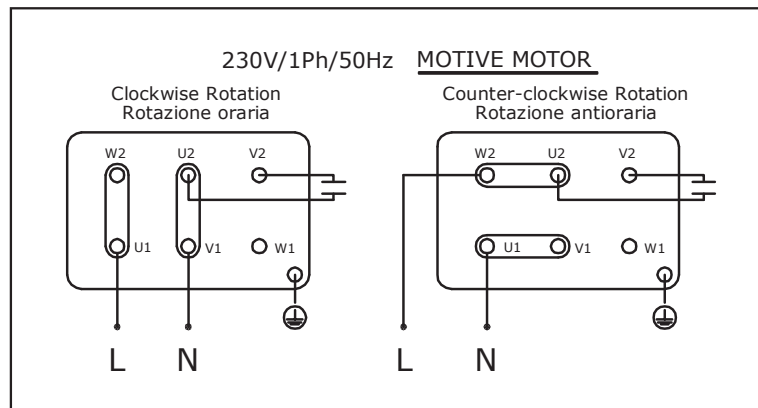
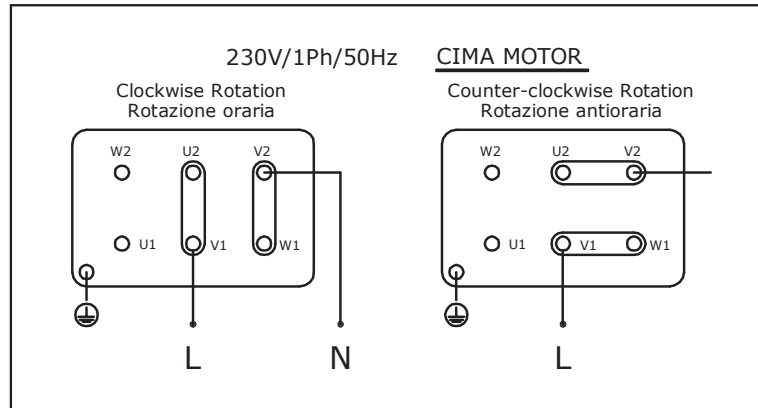


**High speed:** Alta velocità  
**Low speed:** Bassa velocità

**Black:** nero  
**Blue:** blu  
**Brown:** marrone  
**Grey:** grigio  
**Orange:** arancio  
**Red:** rosso  
**White:** bianco  
**Yellow:** giallo  
**Green:** verde

Verificare sempre il corretto collegamento rispetto a quanto riportato sul motore.  
Always check the correct connection according to the data reported on the motor.

### SE11

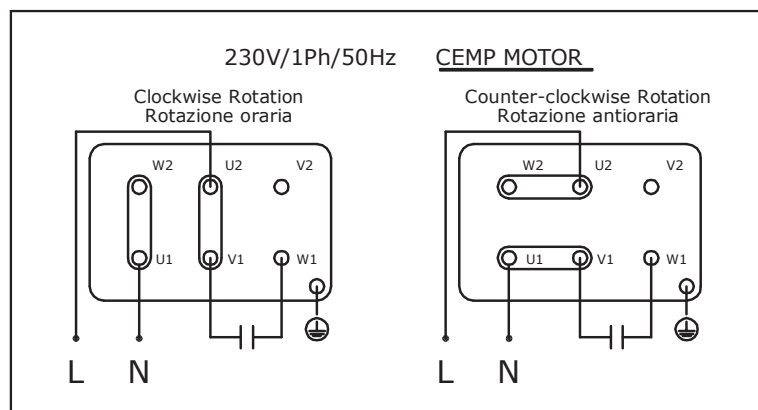
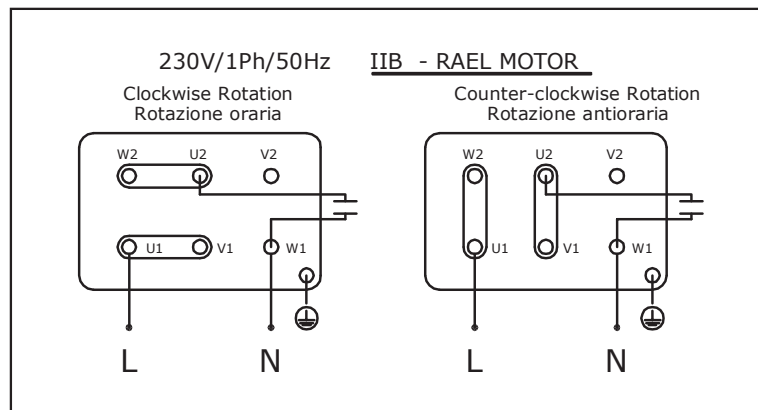
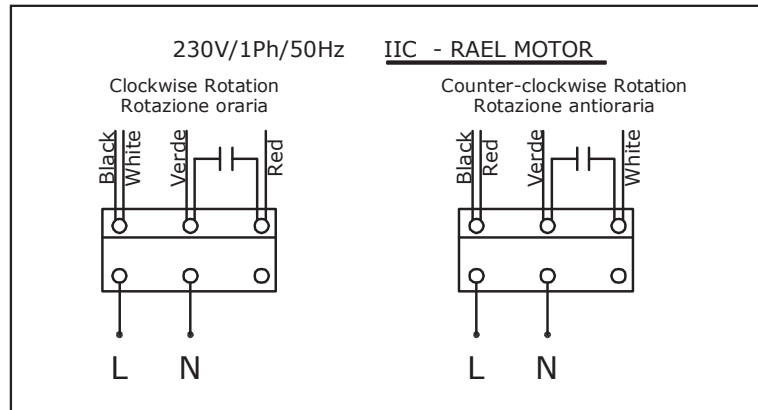


**High speed:** Alta velocità  
**Low speed:** Bassa velocità

**Black:** nero  
**Blue:** blu  
**Brown:** marrone  
**Grey:** grigio  
**Orange:** arancio  
**Red:** rosso  
**White:** bianco  
**Yellow:** giallo  
**Green:** verde

Verificare sempre il corretto collegamento rispetto a quanto riportato sul motore.  
Always check the correct connection according to the data reported on the motor.

### SE12

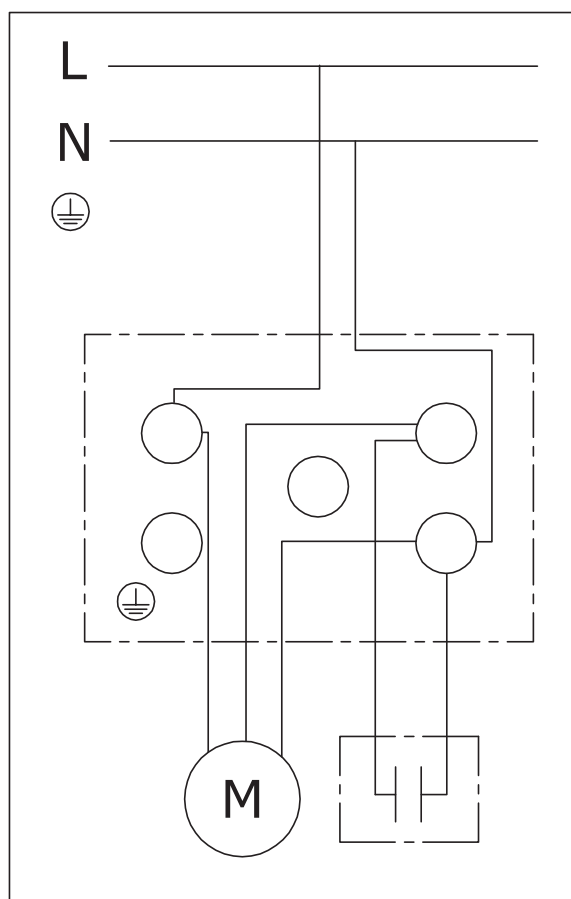


**High speed:** Alta velocità  
**Low speed:** Bassa velocità

**Black:** nero  
**Blue:** blu  
**Brown:** marrone  
**Grey:** grigio  
**Orange:** arancio  
**Red:** rosso  
**White:** bianco  
**Yellow:** giallo  
**Green:** verde

Verificare sempre il corretto collegamento rispetto a quanto riportato sul motore.  
Always check the correct connection according to the data reported on the motor.

### SE13



**High speed:** Alta velocità  
**Low speed:** Bassa velocità

**Black:** nero  
**Blue:** blu  
**Brown:** marrone  
**Grey:** grigio  
**Orange:** arancio  
**Red:** rosso  
**White:** bianco  
**Yellow:** giallo  
**Green:** verde