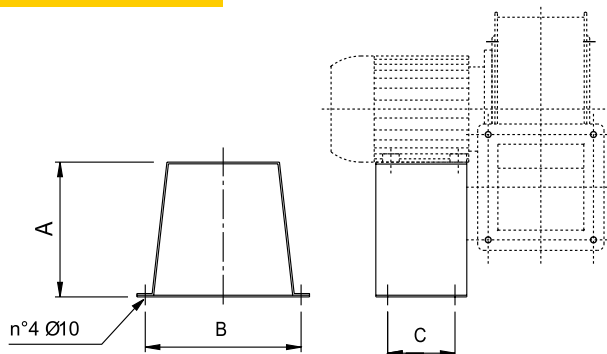


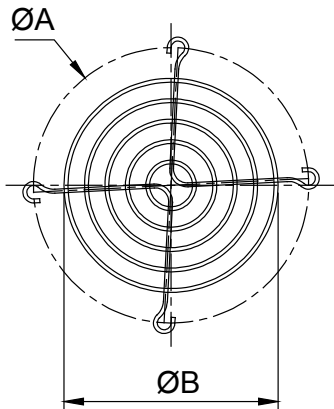
SEDIA PORTAMOTORE / MOTOR SUPPORT



Cod.	TIPO / TYPE	A	B	C	Kg
1SE6007	100	120	140	71	0,5
1SE6005	120	160	185	80	1,0
1SE6017	140	152	185	90	2
1SE6006	160 - 180 grandezza motore 80 / motor size 80	180	230	100	2,5
	160 - 180 grandezza motore 90 / motor size 90	170	230	100	3

Dimensioni in mm / Dimensions in mm

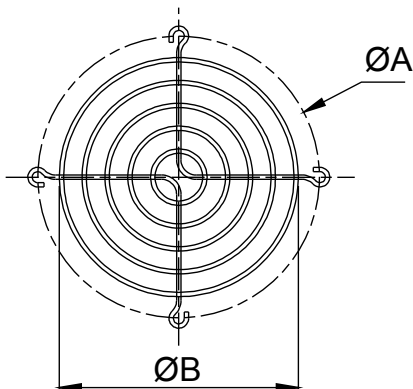
RETE BOCCA PREMENTE / OUTLET GUARD



Cod.	TIPO / TYPE	ØA	ØB	Kg
5RE0108	Rete / Guard - DIC 100	142	110	0,06
5RE0110	Rete / Guard - DIC 120	177	131	0,12
5RE0112	Rete / Guard - DIC 140	209	152	0,13
5RE0114	Rete / Guard - DIC 160	233	194	0,15
5RE0116	Rete / Guard - DIC 180	255	194	0,2

Dimensioni in mm / Dimensions in mm

RETE BOCCA ASPIRANTE / INLET GUARD



Cod.	TIPO / TYPE	ØA	ØB	Kg
5RE1500	Rete / Guard - DIC 100	130	110	0,06
5RE1501	Rete / Guard - DIC 120	160	131	0,12
5RE1502	Rete / Guard - DIC 140	180	152	0,12
5RE1503	Rete / Guard - DIC 160-180	222	194	0,15

Dimensioni in mm / Dimensions in mm

sez.
1.9